















## 1. Please identify the school where you teach.

		Response Percent	Response Count
Academic Magnet HS	<input type="checkbox"/>	1.4%	20
Angel Oak ES	<input type="checkbox"/>	1.9%	27
Ashley River Creative Arts ES	<input type="checkbox"/>	1.6%	23
Baptist Hill HS	<input type="checkbox"/>	1.7%	25
Belle Hall ES	<input type="checkbox"/>	0.8%	11
Alice Birney/Northwoods MS	<input type="checkbox"/>	1.4%	20
C.C. Blaney ES	<input type="checkbox"/>	0.2%	3
Brentwood MS		0.0%	0
Buist Academy	<input type="checkbox"/>	1.3%	19
Burke MS	<input type="checkbox"/>	0.3%	5
Burke HS	<input type="checkbox"/>	1.5%	21
Burns ES	<input type="checkbox"/>	0.6%	8
Cario MS	<input type="checkbox"/>	2.4%	35
Charleston Development Academy		0.0%	0
Charleston Progressive	<input type="checkbox"/>	0.6%	9
Charlestowne Academy		0.0%	0
Chicora ES	<input type="checkbox"/>	2.4%	34
Child and Family Development Center	<input type="checkbox"/>	0.1%	1
Clark Corporate Academy	<input type="checkbox"/>	1.1%	16
Corcoran ES	<input type="checkbox"/>	2.2%	32

Daniel Jenkins	█	0.2%	3
Drayton Hall ES	█	2.6%	37
Dunston ES	█	0.8%	12
East Cooper Montessori		0.0%	0
Ellington ES	█	0.5%	7
Fort Johnson MS	█	1.8%	26
Frasier ES		0.0%	0
Frierson ES	█	0.1%	2
Garrett Academy	█	1.3%	19
Goodwin ES	█	1.7%	24
Harbor View ES	█	1.6%	23
Haut Gap ES	█	0.8%	12
Horizon House		0.0%	0
Minnie Hughes ES	█	0.1%	2
Hunley Park ES	█	1.0%	15
Hursey ES	█	1.4%	20
Itinerant Program	█	0.6%	9
James B. Edwards ES	█	2.1%	30
James Island ES	█	1.8%	26
James Island MS	█	1.0%	15
James Island Charter HS	█	2.1%	31
Jane Edwards ES	█	0.3%	4
Jennie Moore ES	█	1.4%	20
James Simons ES	█	0.9%	13
Ladson ES	█	1.8%	26
Laing MS	█	1.7%	24




Lambs ES		1.2%	17
Laurel Hill ES		3.6%	52
Lincoln HS		0.3%	4
Mary Ford ES		1.4%	20
McClellanville MS		0.0%	0
Memmminger ES		0.8%	12
Midland Park ES		1.1%	16
Military Magnet		0.8%	12
Mitchell ES		1.4%	20
Montessori Community School of Charleston		0.6%	9
Morningside Boys Academy		0.3%	5
Morningside Girls Academy		0.2%	3
Moultrie MS		1.9%	27
Mt. Pleasant Academy		0.3%	4
Mt. Zion ES		1.0%	14
Murray Hill Academy		0.1%	1
Murray LaSaine ES		0.6%	8
North Charleston ES		2.1%	31
North Charleston HS		1.2%	17
Oakland ES		1.3%	19
Orange Grove ES		0.4%	6
Pepperhill ES		0.6%	9
Pinckney ES		1.3%	19
Ron McNair Sixth Grade Academy		0.0%	0
St. Andrews ES		0.3%	5

St. Andrews MS		0.8%	12
St. James Santee ES		0.0%	0
St. Johns HS		1.6%	23
Sanders-Clyde ES		1.0%	14
School of the Arts		1.0%	14
Schroder MS		0.0%	0
Springfield ES		2.0%	29
Stall HS		0.4%	6
Stiles Point ES		3.1%	45
Stono Park ES		1.2%	18
Sullivans Island ES		1.0%	14
<b>Wando HS</b>		<b>6.4%</b>	<b>93</b>
West Ashley HS		6.0%	86
West Ashley MS		1.2%	18
Whitesides ES		1.5%	21
C.E. Williams MS		0.8%	12




Other (please specify) 68

<b>answered question</b>	<b>1,444</b>
<b>skipped question</b>	<b>73</b>



**2. Have budget cuts to substitute funds had a negative impact on instruction at your school?**

		Response Percent	Response Count
Yes		55.9%	800
No		23.9%	342
Not Sure		20.1%	288
		<b>answered question</b>	<b>1,430</b>
		<b>skipped question</b>	<b>87</b>



**3. Has your school provided you with an opportunity to take at least one duty free lunch each week.**

		Response Percent	Response Count
Yes		59.8%	854
No		25.5%	364
I do not have lunch duty.		14.6%	209
		<b>answered question</b>	<b>1,427</b>
		<b>skipped question</b>	<b>90</b>



**4. Do you work at a school that is considering an extended school day and/or school year next year?**

		Response Percent	Response Count
Yes		20.3%	287
No		79.7%	1,130
		<b>answered question</b>	<b>1,417</b>
		<b>skipped question</b>	<b>100</b>



**5. Has the school district clearly explained plans for an extended school year at your school next year?**

		Response Percent	Response Count
Yes		43.9%	129
No		56.1%	165
answered question			294
skipped question			1,223






**6. Has the school district clearly explained plans for an extended school day at your school next year?**

		Response Percent	Response Count
Yes		35.3%	103
No		64.7%	189
answered question			292
skipped question			1,225




**7. Has the school district clearly explained what the pay adjustment will be for employees at schools with extended hours and/or days?**

		Response Percent	Response Count
Yes		25.1%	73
No		74.9%	218
answered question			291
skipped question			1,226







### 8. Which statements best describes your view? (You can select more than one choice.)

		Response Percent	Response Count
I am in favor of an extended school year at low performing schools.		22.1%	308
I am in favor of an extended school day at low performing schools.		12.0%	167
I am in favor of an extended school year at all CCSD schools.		13.4%	187
I am in favor of an extended school day at all CCSD schools.		6.7%	93
<b>I am not in favor of extending the school year and school day at any schools.</b>		<b>59.6%</b>	<b>829</b>
		<b>answered question</b>	<b>1,391</b>
		<b>skipped question</b>	<b>126</b>



### 9. Would you be willing to work at a school with an extended school day or school year?

		Response Percent	Response Count
Yes		23.7%	335
<b>No</b>		<b>42.1%</b>	<b>594</b>
Not Sure		34.2%	483
		<b>answered question</b>	<b>1,412</b>
		<b>skipped question</b>	<b>105</b>

### 10. On average, how much unencumbered planning time do you have per week?







		Response Percent	Response Count
None		3.4%	47
Less than one hour		11.4%	156
1 to 2 hours		32.4%	442
<b>3 to 4 hours</b>		<b>36.0%</b>	<b>492</b>
5 to 6 hours		12.0%	164
More than 6 hours		4.8%	65
		<b>answered question</b>	<b>1,366</b>
		<b>skipped question</b>	<b>151</b>

### 11. In general, is the planning time provided sufficient to plan for your students' needs?



		Response Percent	Response Count
Yes		32.5%	442
<b>No</b>		<b>67.5%</b>	<b>920</b>
		<b>answered question</b>	<b>1,362</b>
		<b>skipped question</b>	<b>155</b>






## 12. On average, how much time do you spend in meetings each week?

		Response Percent	Response Count
None		1.0%	14
Less than one hour		17.2%	234
<b>1 to 2 hours</b>		<b>53.9%</b>	<b>734</b>
3 to 4 hours		22.6%	308
5 to 6 hours		3.5%	47
More than 6 hours		1.8%	24
<b>answered question</b>			<b>1,361</b>
<b>skipped question</b>			<b>156</b>






## 13. Generally speaking, is your attendance at mandatory school meetings time well spent?

		Response Percent	Response Count
Yes		58.8%	792
No		41.2%	556
<b>answered question</b>			<b>1,348</b>
<b>skipped question</b>			<b>169</b>







**14. Have you been denied the use of personal days this year.**

		Response Percent	Response Count
Yes		5.2%	71
No		69.3%	943
I have not requested a personal day.		25.5%	347
<b>answered question</b>			<b>1,361</b>
<b>skipped question</b>			<b>156</b>




**15. From the time you arrive at school to the time you leave school, how many hours per week do you spend at school on average? Please include time spent in after school meetings and activities.**

		Response Percent	Response Count
Less than 40 hours		1.8%	24
40 to 42 hours		11.7%	157
43 to 45 hours		26.9%	360
<b>More than 45 hours</b>		<b>34.6%</b>	<b>462</b>
More than 50 hours		25.0%	334
<b>answered question</b>			<b>1,337</b>
<b>skipped question</b>			<b>180</b>




**16. Combining your time at school and the time you spend doing school related work outside of school, how many hours do you work per week as a teacher on average?**

		Response Percent	Response Count
40 or less hours		2.1%	28
41 to 45 hours		9.8%	133
46 to 50 hours		25.4%	345
<b>51 to 55 hours</b>		<b>27.6%</b>	<b>374</b>
56 to 60 hours		18.6%	252
More than 61 hours		16.6%	225
		<b>answered question</b>	<b>1,357</b>
		<b>skipped question</b>	<b>160</b>






**17. Do you think the time required to properly complete your job as a teacher is reasonable?**

		Response Percent	Response Count
Yes		22.4%	302
<b>No</b>		<b>59.5%</b>	<b>803</b>
Not sure		18.1%	245
		<b>answered question</b>	<b>1,350</b>
		<b>skipped question</b>	<b>167</b>





**18. Do you think the district could enact policies, or change practices in order to reduce the amount of extra time it takes teachers to complete their responsibilities and requirements without jeopardizing student achievement?**

		Response Percent	Response Count
Yes		75.1%	1,025
No		5.6%	76
Not sure		19.3%	263
<b>answered question</b>			<b>1,364</b>
<b>skipped question</b>			<b>153</b>





**19. How many time have you been observed by your principal this year?**

		Response Percent	Response Count
0 times		11.8%	157
1-3 times		56.0%	746
4-6 times		26.1%	347
7-10 times		5.1%	68
11+ times		1.1%	14
<b>answered question</b>			<b>1,332</b>
<b>skipped question</b>			<b>185</b>






**20. Teacher evaluations are conducted in a professional and transparent manner.**

		Response Percent	Response Count
Strongly Agree		54.3%	711
Somewhat Agree		32.0%	419
Somewhat Disagree		8.2%	107
Strongly Disagree		5.6%	73
answered question			1,310
skipped question			207





**21. I receive feedback from classroom observations designed to help improve my instruction.**

		Response Percent	Response Count
Strongly Agree		42.8%	559
Somewhat Agree		33.5%	438
Somewhat Disagree		12.1%	158
Strongly Disagree		11.6%	152
answered question			1,307
skipped question			210





**22. If I am having trouble teaching a specific skill or concept, I can get helpful suggestions from my principal.**

		Response Percent	Response Count
Strongly Agree		36.1%	474
Somewhat Agree		27.0%	354
Somewhat Disagree		12.3%	161
Strongly Disagree		12.3%	161
Not Sure		12.4%	163
<b>answered question</b>			<b>1,313</b>
<b>skipped question</b>			<b>204</b>






**23. Teachers' planning periods are valued and teachers are rarely asked to do other duties during this time.**

		Response Percent	Response Count
Strongly Agree		24.1%	318
Somewhat Agree		32.8%	433
Somewhat Disagree		27.3%	360
Strongly Disagree		15.8%	208
<b>answered question</b>			<b>1,319</b>
<b>skipped question</b>			<b>198</b>






**24. Duty rosters are constructed so that all teachers in my school participate equally.**

		Response Percent	Response Count
Strongly Agree		34.7%	458
<b>Somewhat Agree</b>		<b>36.7%</b>	<b>485</b>
Somewhat Disagree		16.0%	211
Strongly Disagree		12.6%	166
<b>answered question</b>			<b>1,320</b>
<b>skipped question</b>			<b>197</b>





**25. Teachers do not have to worry about retaliation from the principal if they disagree on an issue, or report a concern.**

		Response Percent	Response Count
<b>Strongly Agree</b>		<b>40.5%</b>	<b>535</b>
Somewhat Agree		22.8%	301
Somewhat Disagree		13.7%	181
Strongly Disagree		13.6%	180
Not Sure		9.5%	125
<b>answered question</b>			<b>1,322</b>
<b>skipped question</b>			<b>195</b>

**26. My principal makes a sincere and sustained effort to address teacher concerns.**

		Response Percent	Response Count
Strongly Agree		47.0%	619
Somewhat Agree		30.2%	398
Somewhat Disagree		12.4%	164
Strongly Disagree		9.0%	118
Not Sure		1.4%	19
<b>answered question</b>			<b>1,318</b>
<b>skipped question</b>			<b>199</b>

**27. My principal ensures that meetings are focused and productive.**

		Response Percent	Response Count
Strongly Agree		48.4%	638
Somewhat Agree		33.2%	438
Somewhat Disagree		13.0%	171
Strongly Disagree		5.5%	72
<b>answered question</b>			<b>1,319</b>
<b>skipped question</b>			<b>198</b>







**28. My principal ensures that teachers, other administrators and office staff do their jobs effectively.**

		Response Percent	Response Count
Strongly Agree		38.0%	501
Somewhat Agree		37.0%	488
Somewhat Disagree		12.7%	168
Strongly Disagree		9.3%	123
Not Sure		2.9%	38
<b>answered question</b>			<b>1,318</b>
<b>skipped question</b>			<b>199</b>





**29. My principal treats all school staff and teachers equally and fairly.**

		Response Percent	Response Count
Strongly Agree		39.5%	522
Somewhat Agree		26.4%	349
Somewhat Disagree		16.3%	215
Strongly Disagree		14.5%	192
Not Sure		3.3%	44
<b>answered question</b>			<b>1,322</b>
<b>skipped question</b>			<b>195</b>





**30. I can count on my school's principal to firmly support teachers on matters of student discipline and behavior.**

		Response Percent	Response Count
Strongly agree		43.9%	577
Somewhat agree		30.6%	402
Somewhat disagree		16.5%	217
Strongly disagree		9.0%	118
		<b>answered question</b>	<b>1,314</b>
		<b>skipped question</b>	<b>203</b>





**31. I can count on my principal to quickly, and effectively address students who disrupt classroom learning.**

		Response Percent	Response Count
Strongly agree		42.4%	557
Somewhat agree		31.2%	410
Somewhat disagree		16.7%	219
Strongly disagree		9.7%	127
		<b>answered question</b>	<b>1,313</b>
		<b>skipped question</b>	<b>204</b>





**32. I can count on my principal to quickly, and effectively address students who are a danger to themselves and/or others in the school.**

		Response Percent	Response Count
Strongly agree		57.9%	764
Somewhat agree		25.7%	339
Somewhat disagree		9.2%	122
Strongly disagree		7.1%	94
<b>answered question</b>			<b>1,319</b>
<b>skipped question</b>			<b>198</b>





**33. Generally speaking, the climate at my school is positive and I am happy with the working environment.**

		Response Percent	Response Count
Strongly Agree		41.8%	552
Somewhat Agree		31.9%	421
Somewhat Disagree		15.1%	199
Strongly Disagree		11.2%	148
<b>answered question</b>			<b>1,320</b>
<b>skipped question</b>			<b>197</b>






**34. My principal has helped improve the climate and working environment at our school.**

		Response Percent	Response Count
Strongly Agree		43.4%	572
Somewhat Agree		27.4%	362
Somewhat Disagree		16.7%	220
Strongly Disagree		12.5%	165
<b>answered question</b>			<b>1,319</b>
<b>skipped question</b>			<b>198</b>






**35. Overall, my principal is an effective leader.**

		Response Percent	Response Count
Strongly Agree		47.9%	629
Somewhat Agree		29.2%	384
Somewhat Disagree		12.9%	170
Strongly Disagree		10.0%	131
<b>answered question</b>			<b>1,314</b>
<b>skipped question</b>			<b>203</b>

### 36. The role of the assistant principal(s) at my school is clearly defined.

		Response Percent	Response Count
Strongly Agree		31.0%	409
Somewhat Agree		26.3%	347
Somewhat Disagree		11.2%	147
Strongly Disagree		5.4%	71
My school does not have an AP		26.1%	344
<b>answered question</b>			<b>1,318</b>
<b>skipped question</b>			<b>199</b>



### 37. Overall, my assistant principal is an effective leader.

		Response Percent	Response Count
Strongly Agree		33.4%	439
Somewhat Agree		24.5%	323
Somewhat Disagree		9.0%	118
Strongly Disagree		7.8%	102
My school does not have an AP		25.4%	334
<b>answered question</b>			<b>1,316</b>
<b>skipped question</b>			<b>201</b>





**38. Use the space below to share your viewpoint about your assistant principals and/or principals leadership.**

	Response Count
	312
answered question	312
skipped question	1,205

**39. Do you know who the Area Superintendent is for your school?**

		Response Percent	Response Count
Yes		79.3%	1,039
No		20.7%	272
	answered question		1,311
	skipped question		206

**40. This year, how many times have you seen your Associate Superintendent in your school?**

		Response Percent	Response Count
0 times		55.4%	723
1-3 times		40.4%	527
4-6 times		3.4%	44
7 or more times		0.8%	10
	answered question		1,304
	skipped question		213

**41. My Associate Superintendent makes an effort to communicate his/her roles and responsibilities to teachers.**

		Response Percent	Response Count
Strongly Agree		10.5%	135
Somewhat Agree		27.3%	349
Somewhat Disagree		28.4%	363
<b>Strongly Disagree</b>		<b>33.8%</b>	<b>433</b>
<b>answered question</b>			<b>1,280</b>
<b>skipped question</b>			<b>237</b>






**42. My Associate Superintendent is an effective leader.**

		Response Percent	Response Count
Strongly Agree		13.0%	168
Somewhat Agree		22.9%	296
Somewhat Disagree		11.5%	149
Strongly Disagree		12.7%	165
<b>Not Sure</b>		<b>39.9%</b>	<b>517</b>
<b>answered question</b>			<b>1,295</b>
<b>skipped question</b>			<b>222</b>

**43. Use the space below to share your viewpoint about your Associate Superintendent's leadership.**

	Response Count
	191
<b>answered question</b>	<b>191</b>
<b>skipped question</b>	<b>1,326</b>

**44. The Superintendent is visible and accessible to teachers and/or teacher groups.**

		Response Percent	Response Count
Strongly Agree		27.5%	359
<b>Somewhat Agree</b>		<b>38.4%</b>	<b>501</b>
Somewhat Disagree		14.7%	192
Strongly Disagree		7.5%	98
Not Sure		11.9%	155
	<b>answered question</b>		<b>1,305</b>
	<b>skipped question</b>		<b>212</b>



#### 45. The Superintendent communicates effectively with teachers.

		Response Percent	Response Count
Strongly Agree		39.2%	511
<b>Somewhat Agree</b>		<b>39.7%</b>	<b>518</b>
Somewhat Disagree		10.0%	130
Strongly Disagree		5.0%	65
Not Sure		6.2%	81
<b>answered question</b>			<b>1,305</b>
<b>skipped question</b>			<b>212</b>

#### 46. The Superintendent seeks teachers' input before making important decisions.

		Response Percent	Response Count
Strongly Agree		23.2%	301
<b>Somewhat Agree</b>		<b>37.7%</b>	<b>490</b>
Somewhat Disagree		16.4%	213
Strongly Disagree		11.2%	145
Not Sure		11.5%	150
<b>answered question</b>			<b>1,299</b>
<b>skipped question</b>			<b>218</b>

**47. The superintendent has done a good job eliminating personnel, programs, and other spending that was not essential for classroom success.**

		Response Percent	Response Count
Strongly Agree		13.8%	180
<b>Somewhat Agree</b>		<b>34.3%</b>	<b>446</b>
Somewhat Disagree		18.3%	238
Strongly Disagree		13.3%	173
Not Sure		20.3%	264
<b>answered question</b>			<b>1,301</b>
<b>skipped question</b>			<b>216</b>

**48. The Superintendent is an effective leader.**

		Response Percent	Response Count
Strongly Agree		34.2%	444
<b>Somewhat Agree</b>		<b>40.5%</b>	<b>526</b>
Somewhat Disagree		9.8%	128
Strongly Disagree		5.0%	65
Not Sure		10.5%	137
<b>answered question</b>			<b>1,300</b>
<b>skipped question</b>			<b>217</b>

**49. Use the space below to share your viewpoint about the Superintendent's leadership.**

	<b>Response Count</b>
	155
<b>answered question</b>	<b>155</b>
<b>skipped question</b>	<b>1,362</b>

**50. If you are interested in taking on more responsibilities with the CTA next year please submit a contact email address below. Duties would include such things as helping to create surveys and attending 1-3 steering committees per year.**

	<b>Response Count</b>
	27
<b>answered question</b>	<b>27</b>
<b>skipped question</b>	<b>1,490</b>