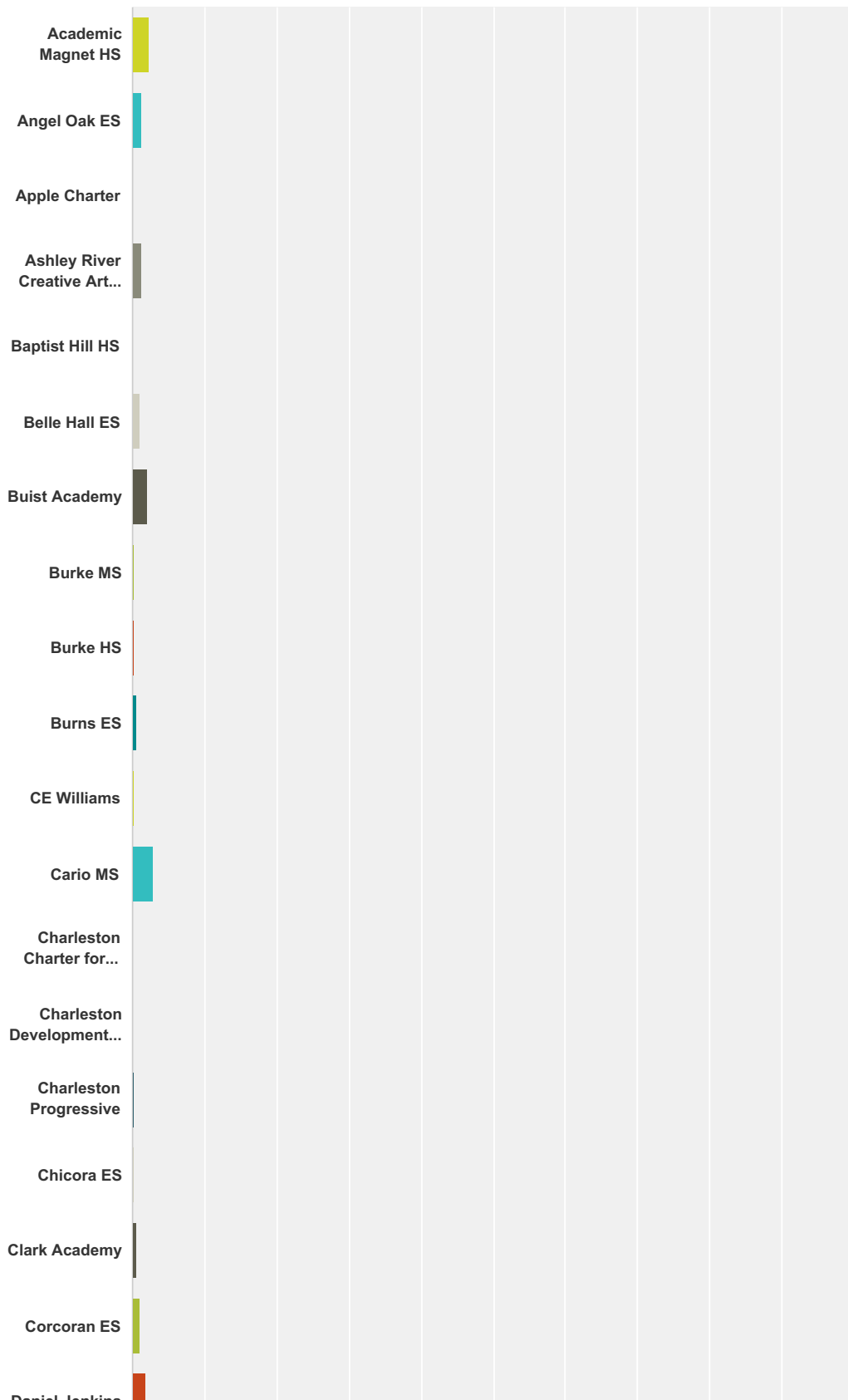
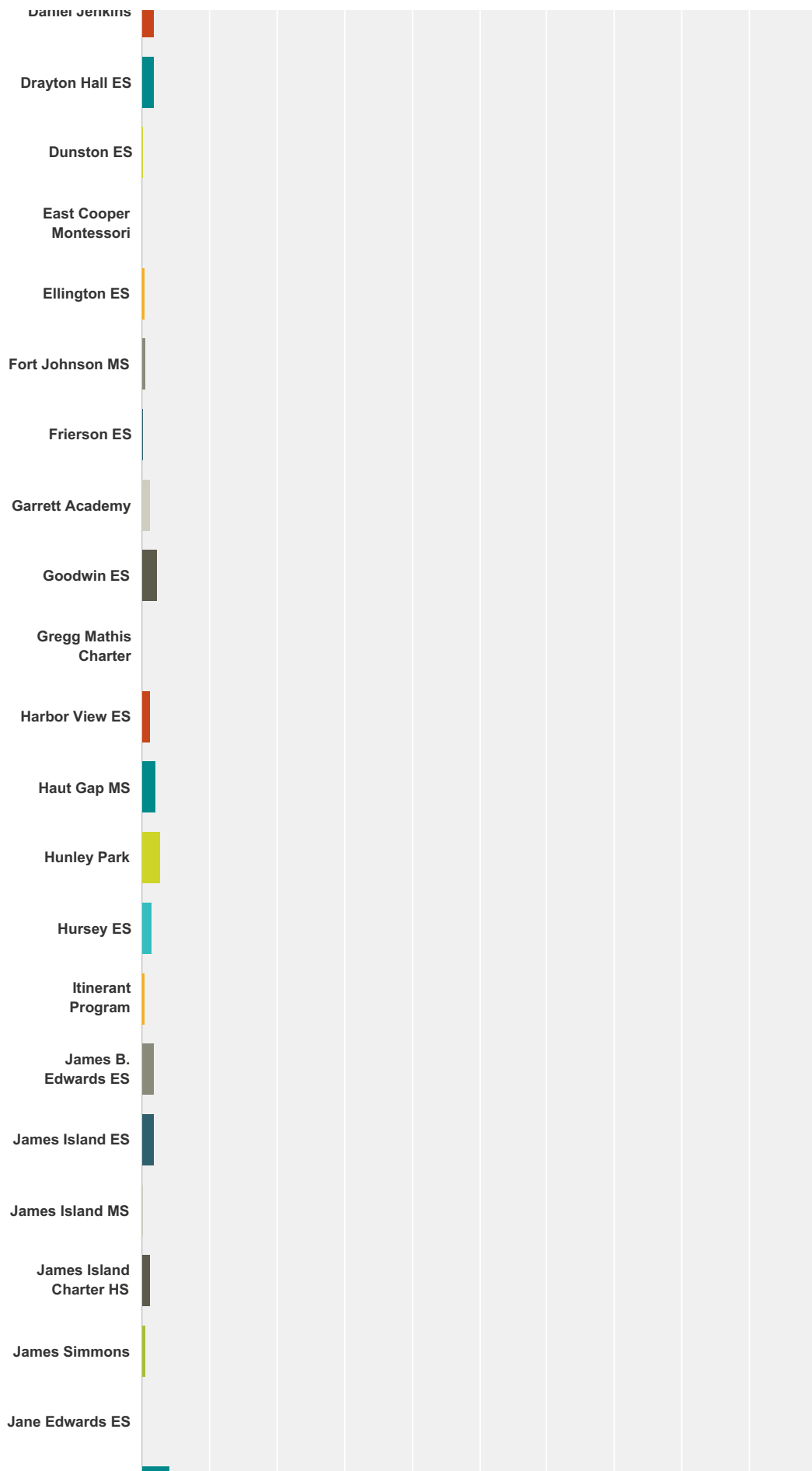



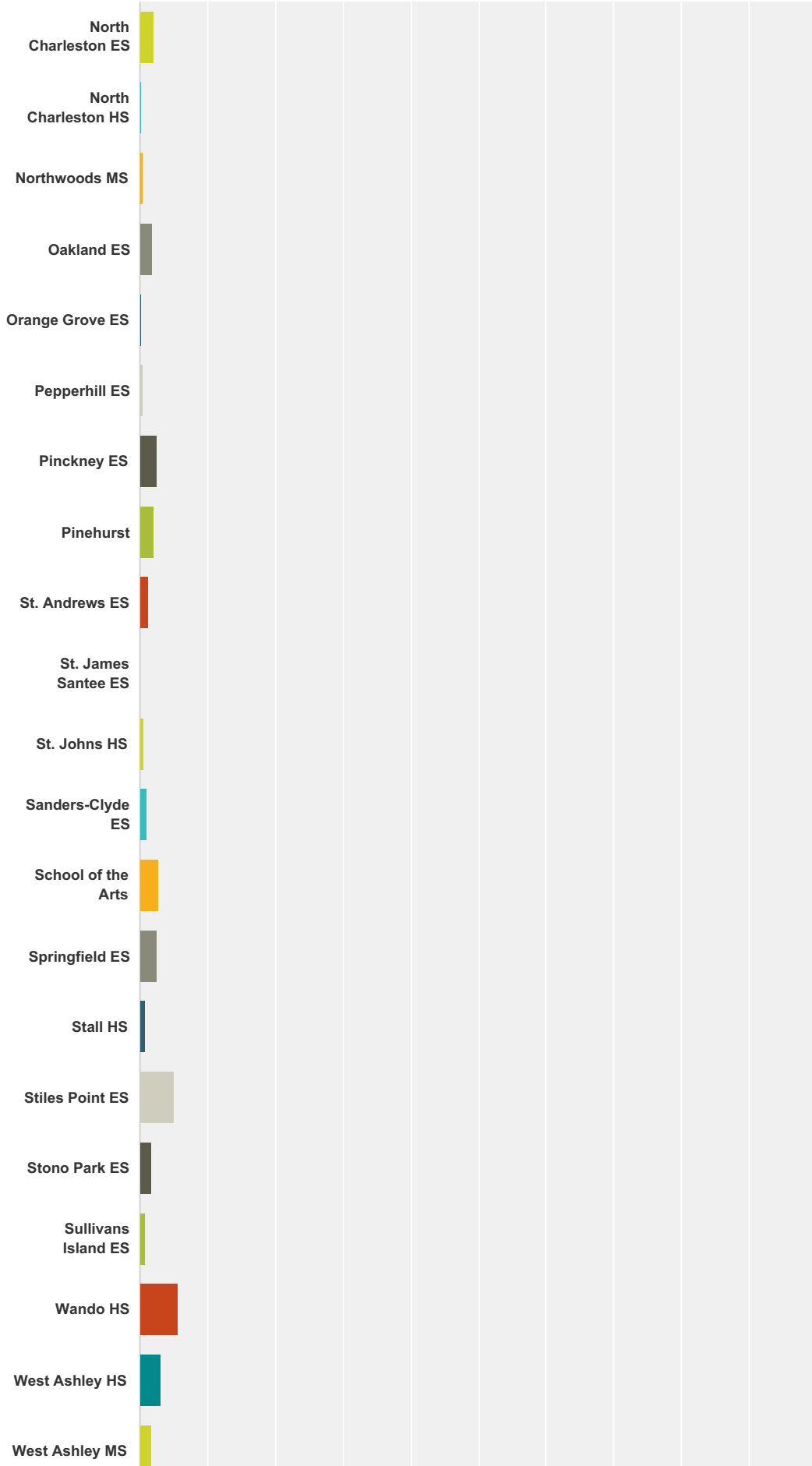
Q1 Please identify the school where you teach.

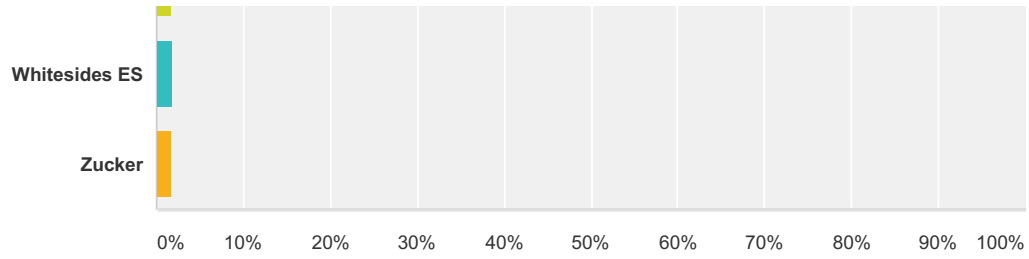
Answered: 712 Skipped: 15











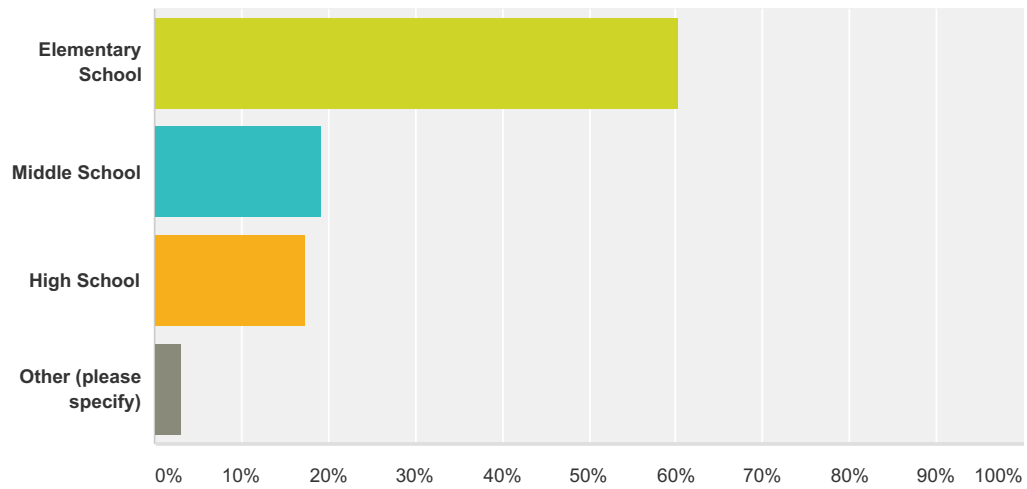
Answer Choices	Responses	
Academic Magnet HS	2.39%	17
Angel Oak ES	1.26%	9
Apple Charter	0.00%	0
Ashley River Creative Arts ES	1.26%	9
Baptist Hill HS	0.00%	0
Belle Hall ES	1.12%	8
Buist Academy	2.11%	15
Burke MS	0.28%	2
Burke HS	0.14%	1
Burns ES	0.56%	4
CE Williams	0.28%	2
Cario MS	2.95%	21
Charleston Charter for Math and Science	0.00%	0
Charleston Development Academy	0.00%	0
Charleston Progressive	0.14%	1
Chicora ES	0.14%	1
Clark Academy	0.70%	5
Corcoran ES	0.98%	7
Daniel Jenkins	1.97%	14
Drayton Hall ES	1.83%	13
Dunston ES	0.14%	1
East Cooper Montessori	0.00%	0
Ellington ES	0.42%	3
Fort Johnson MS	0.70%	5
Frierson ES	0.28%	2
Garrett Academy	1.26%	9
Goodwin ES	2.39%	17

Gregg Mathis Charter	0.00%	0
Harbor View ES	1.26%	9
Haut Gap MS	2.11%	15
Hunley Park	2.67%	19
Hursey ES	1.40%	10
Itinerant Program	0.42%	3
James B. Edwards ES	1.83%	13
James Island ES	1.83%	13
James Island MS	0.28%	2
James Island Charter HS	1.26%	9
James Simmons	0.56%	4
Jane Edwards ES	0.00%	0
Jennie Moore ES	4.07%	29
Ladson ES	1.69%	12
Laing MS	2.11%	15
Lambs ES	1.83%	13
Laurel Hill	5.48%	39
Liberty Hill	0.00%	0
Lincoln	0.00%	0
Lowcountry Tech Academy	0.00%	0
Mary Ford ES	0.14%	1
Memminger ES	0.42%	3
Midland Park ES	0.14%	1
Military Magnet	0.14%	1
Mitchell ES	1.12%	8
Montessori Community	0.00%	0
Morningside Boys Academy	0.70%	5
Morningside Girls Academy	0.56%	4
Moultrie MS	2.39%	17
Mt. Pleasant Academy	0.56%	4
Mt. Zion ES	0.56%	4
Murray LaSaine ES	0.14%	1
North Charleston Creative Arts	0.84%	6
North Charleston ES	2.11%	15
North Charleston HS	0.14%	1

Northwoods MS	0.42%	3
Oakland ES	1.97%	14
Orange Grove ES	0.14%	1
Pepperhill ES	0.42%	3
Pinckney ES	2.53%	18
Pinehurst	2.11%	15
St. Andrews ES	1.26%	9
St. James Santee ES	0.00%	0
St. Johns HS	0.70%	5
Sanders-Clyde ES	0.98%	7
School of the Arts	2.67%	19
Springfield ES	2.53%	18
Stall HS	0.84%	6
Stiles Point ES	4.92%	35
Stono Park ES	1.69%	12
Sullivans Island ES	0.84%	6
Wando HS	5.62%	40
West Ashley HS	3.09%	22
West Ashley MS	1.69%	12
Whitesides ES	1.83%	13
Zucker	1.69%	12
Total		712

Q2 Which of these best describes the level you teach?

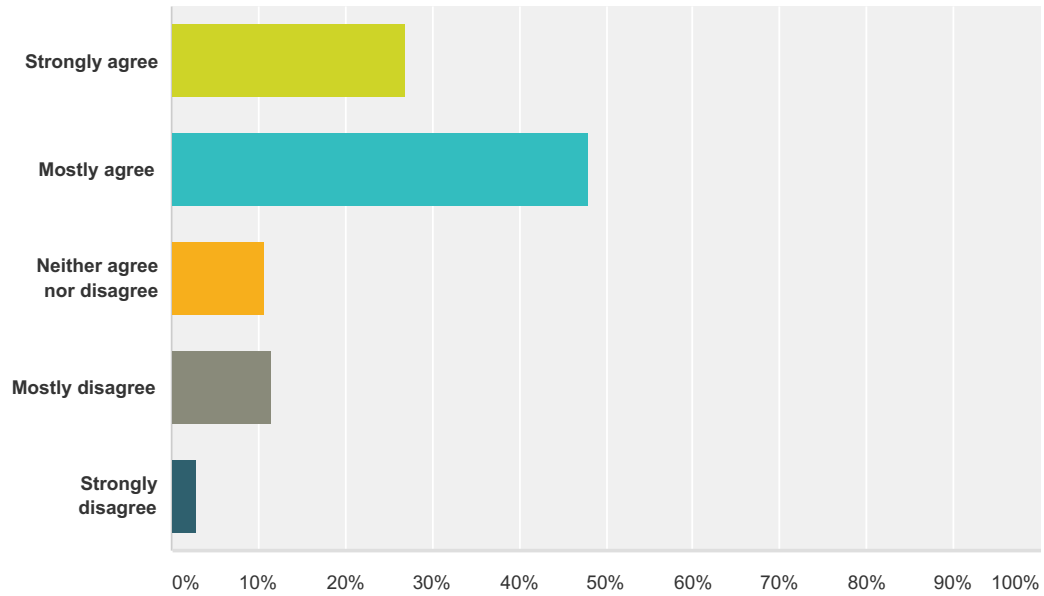
Answered: 722 Skipped: 5



Answer Choices	Responses
Elementary School	60.25% 435
Middle School	19.25% 139
High School	17.31% 125
Other (please specify)	3.19% 23
Total	722

Q3 Students at my school are properly placed in the appropriate course level that gives them the best opportunity to be challenged and successful.

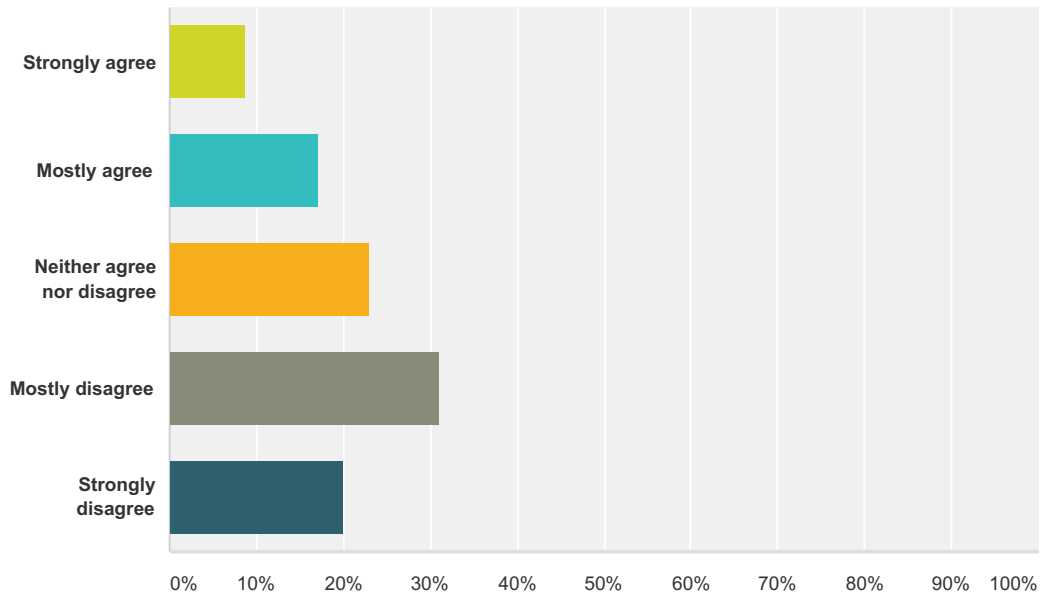
Answered: 691 Skipped: 36



Answer Choices	Responses	Count
Strongly agree	26.92%	186
Mostly agree	48.05%	332
Neither agree nor disagree	10.56%	73
Mostly disagree	11.58%	80
Strongly disagree	2.89%	20
Total		691

Q4 Teachers at my school are discouraged from referring misbehaving students to the administration.

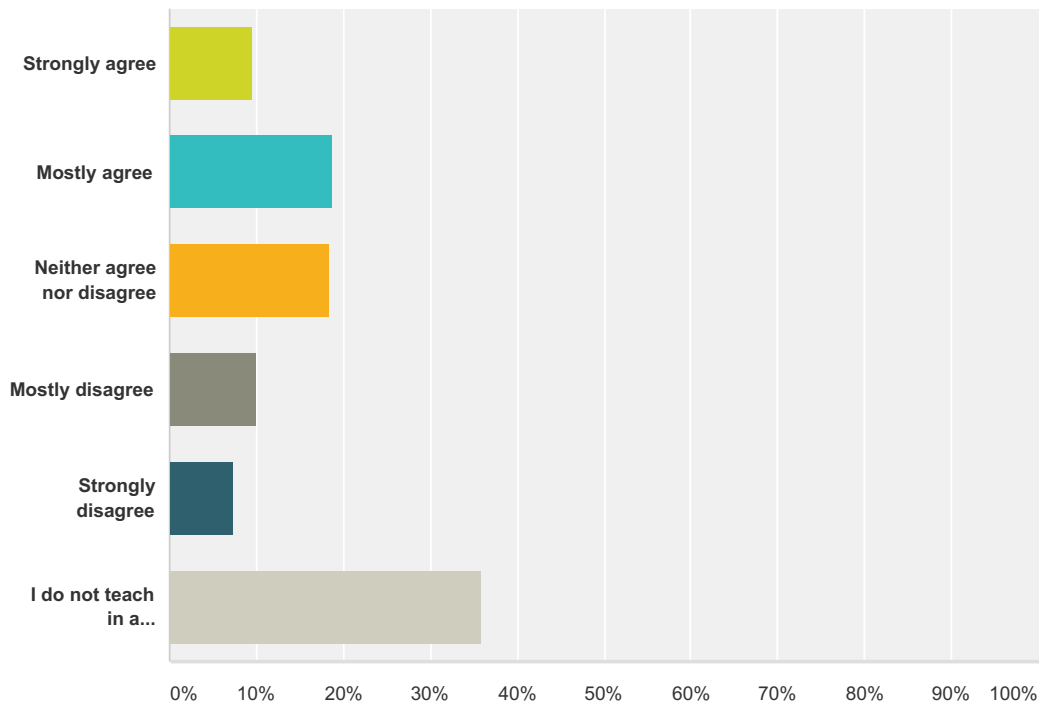
Answered: 692 Skipped: 35



Answer Choices	Responses	
Strongly agree	8.82%	61
Mostly agree	17.20%	119
Neither agree nor disagree	22.98%	159
Mostly disagree	31.07%	215
Strongly disagree	19.94%	138
Total		692

Q5 "Personalized Learning" is helping the long-term success of my students.

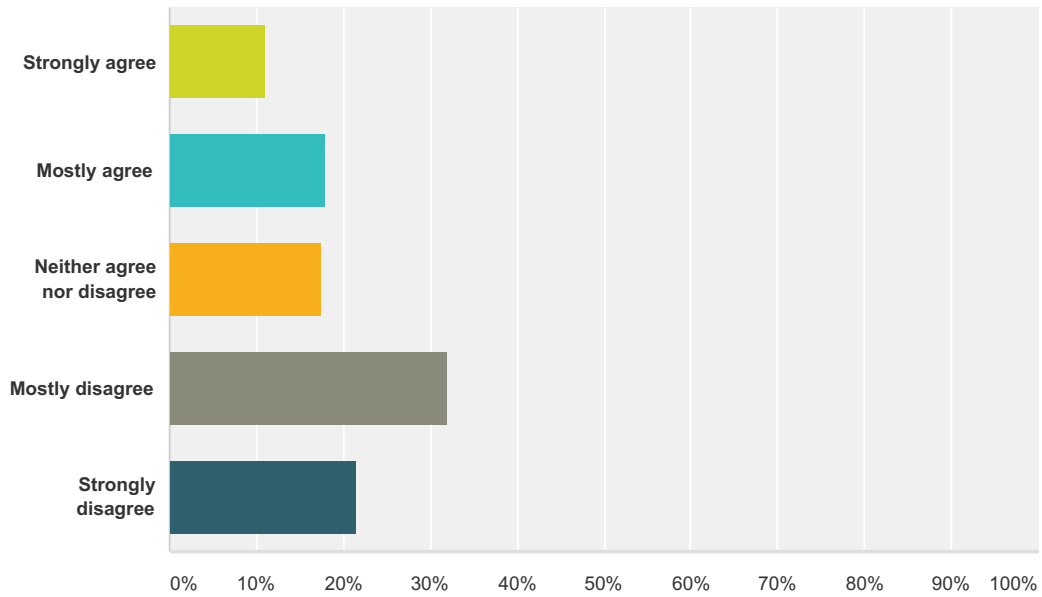
Answered: 693 Skipped: 34



Answer Choices	Responses
Strongly agree	9.67% 67
Mostly agree	18.76% 130
Neither agree nor disagree	18.33% 127
Mostly disagree	10.10% 70
Strongly disagree	7.22% 50
I do not teach in a "Personalized Learning" classroom	35.93% 249
Total	693

Q6 Student events and activities (performances, contests, trips, matches, etc.) often interfere with instruction.

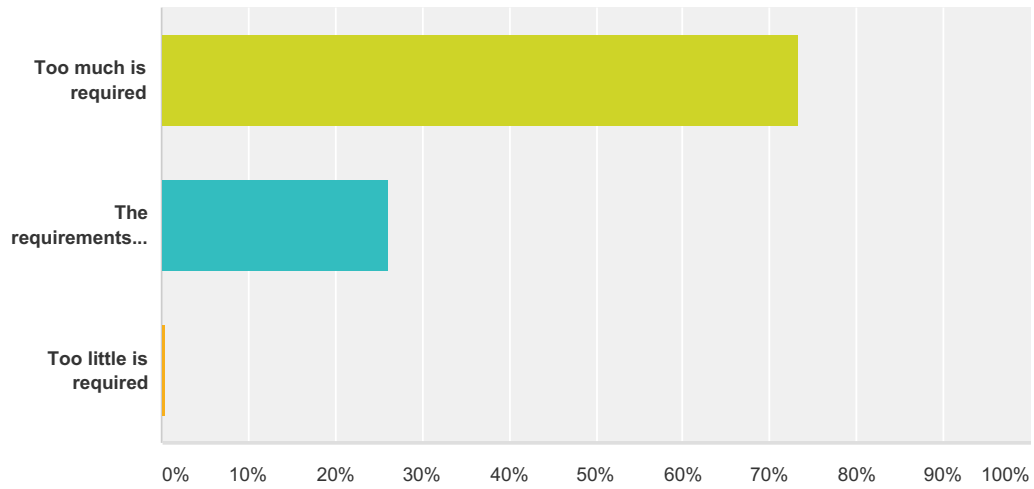
Answered: 693 Skipped: 34



Answer Choices	Responses
Strongly agree	11.11% 77
Mostly agree	17.89% 124
Neither agree nor disagree	17.46% 121
Mostly disagree	32.03% 222
Strongly disagree	21.50% 149
Total	693

Q7 Which best reflects your opinion on the frequency of required student testing (benchmarks, MAP, PASS, ACT, EOC, etc.)?

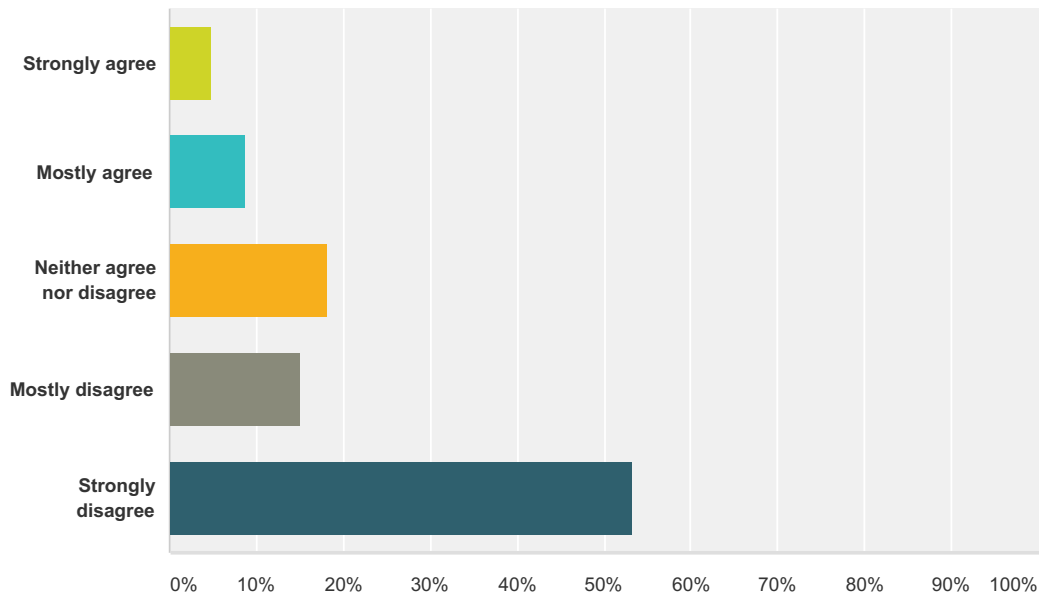
Answered: 691 Skipped: 36



Answer Choices	Responses
Too much is required	73.37% 507
The requirements are reasonable	26.19% 181
Too little is required	0.43% 3
Total	691

Q8 Drug abuse is a problem for students at my school.

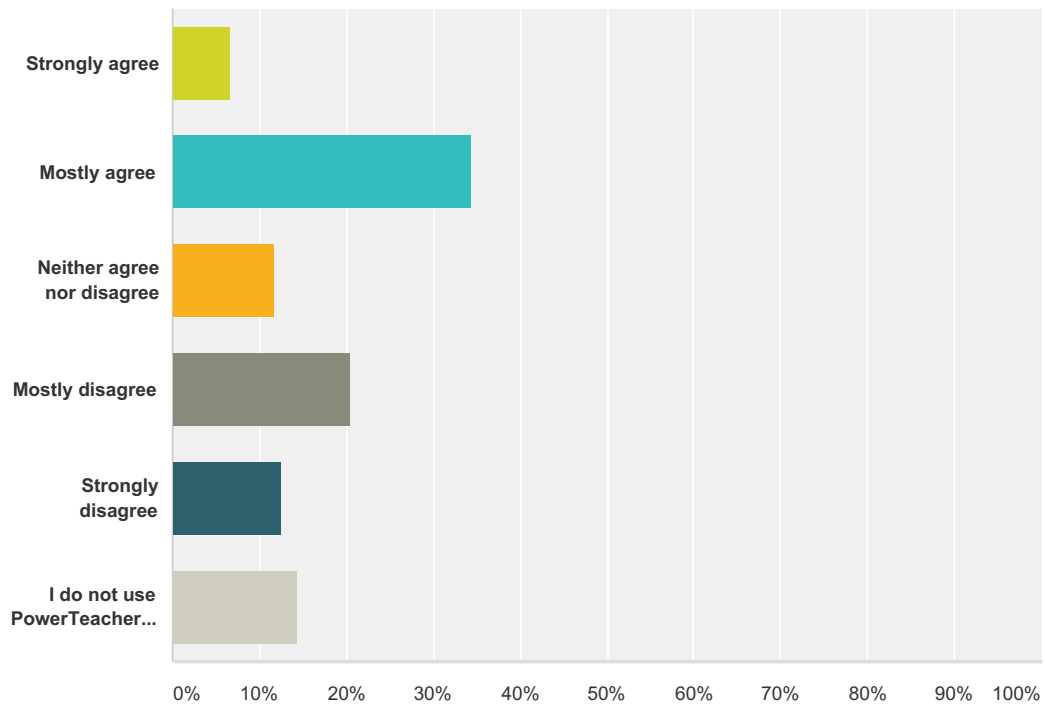
Answered: 692 Skipped: 35



Answer Choices	Responses
Strongly agree	4.77% 33
Mostly agree	8.82% 61
Neither agree nor disagree	18.06% 125
Mostly disagree	15.03% 104
Strongly disagree	53.32% 369
Total	692

Q9 PowerTeacher Gradebook is reliable and generally free from problems.

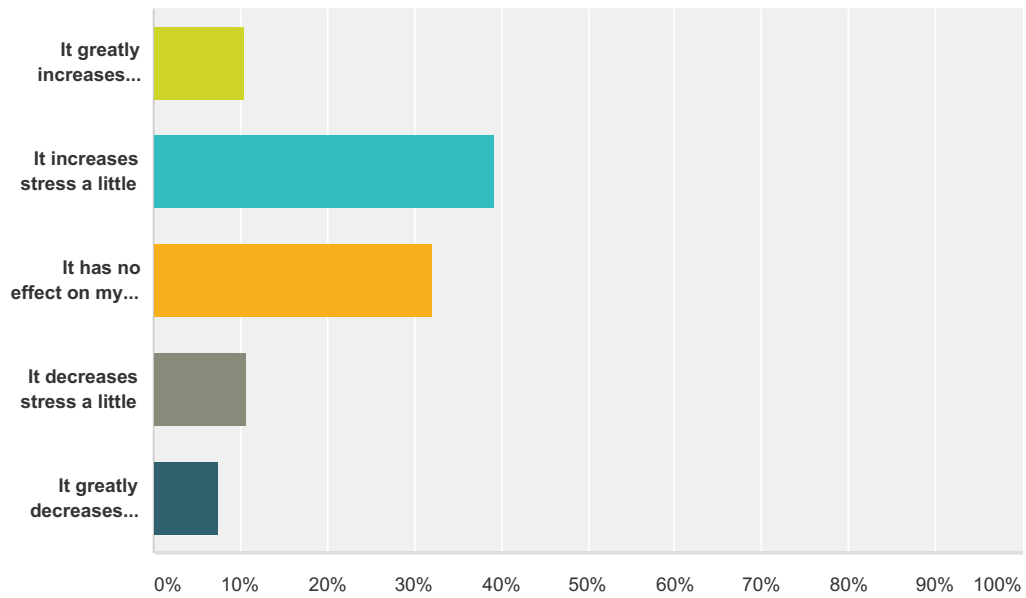
Answered: 692 Skipped: 35



Answer Choices	Responses
Strongly agree	6.65% 46
Mostly agree	34.54% 239
Neither agree nor disagree	11.71% 81
Mostly disagree	20.38% 141
Strongly disagree	12.43% 86
I do not use PowerTeacher Gradebook	14.31% 99
Total	692

Q10 How does classroom technology affect your stress level?

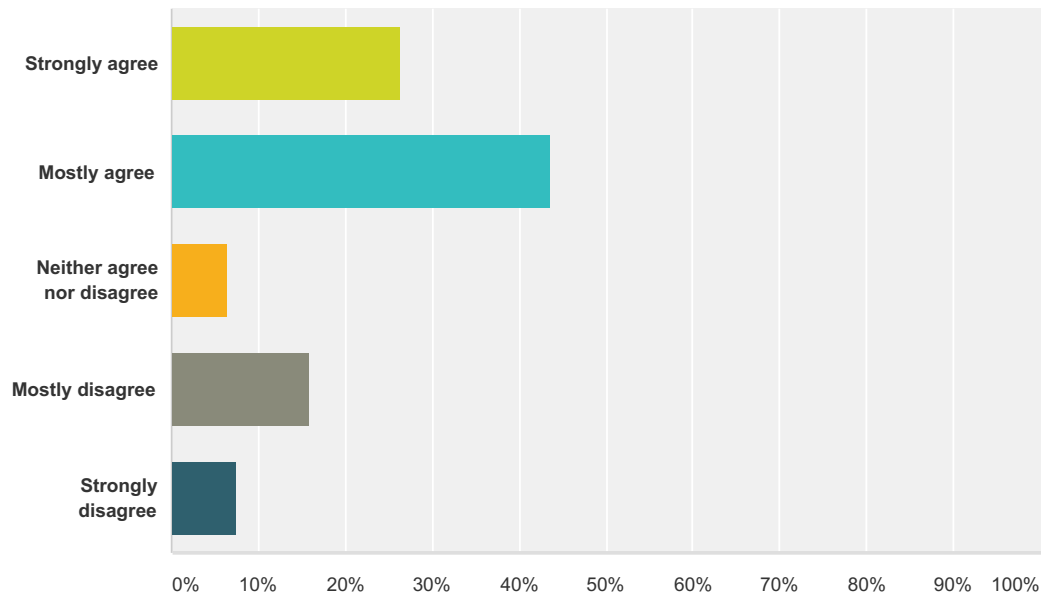
Answered: 694 Skipped: 33



Answer Choices	Responses
It greatly increases stress	10.52% 73
It increases stress a little	39.19% 272
It has no effect on my stress	32.13% 223
It decreases stress a little	10.66% 74
It greatly decreases stress	7.49% 52
Total	694

Q11 My school is kept clean.

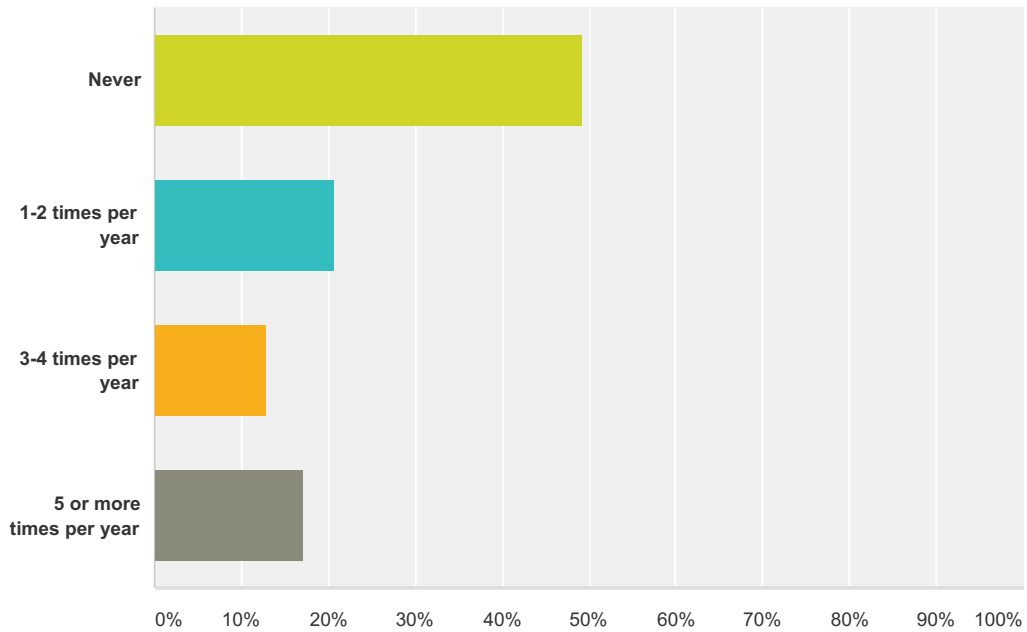
Answered: 687 Skipped: 40



Answer Choices	Responses
Strongly agree	26.35% 181
Mostly agree	43.67% 300
Neither agree nor disagree	6.55% 45
Mostly disagree	15.87% 109
Strongly disagree	7.57% 52
Total	687

Q12 On average, how often do you have to sacrifice planning time to cover another class due to missing substitutes?

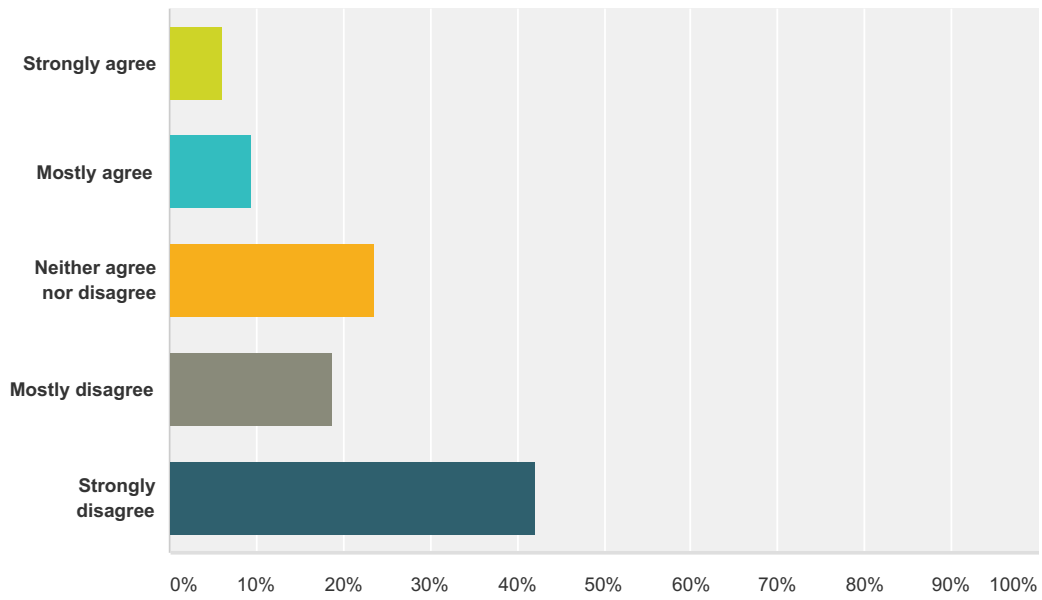
Answered: 687 Skipped: 40



Answer Choices	Responses	Count
Never	49.20%	338
1-2 times per year	20.67%	142
3-4 times per year	12.95%	89
5 or more times per year	17.18%	118
Total		687

Q13 There have been problems with my paycheck this school year.

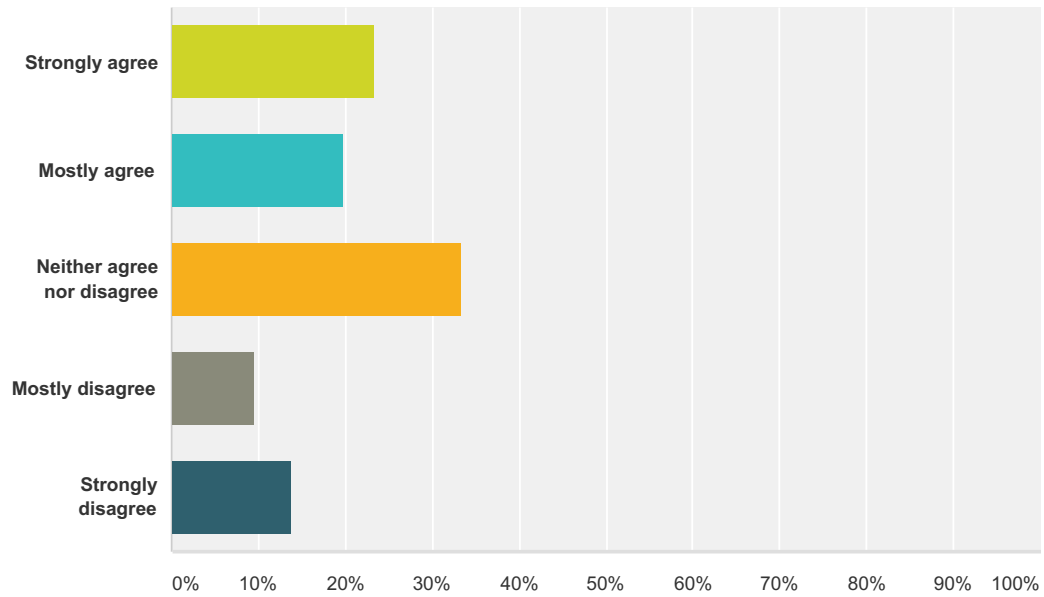
Answered: 688 Skipped: 39



Answer Choices	Responses
Strongly agree	6.10% 42
Mostly agree	9.30% 64
Neither agree nor disagree	23.69% 163
Mostly disagree	18.75% 129
Strongly disagree	42.15% 290
Total	688

Q14 The new "twice monthly" pay schedule has resulted in a stronger financial burden for me.

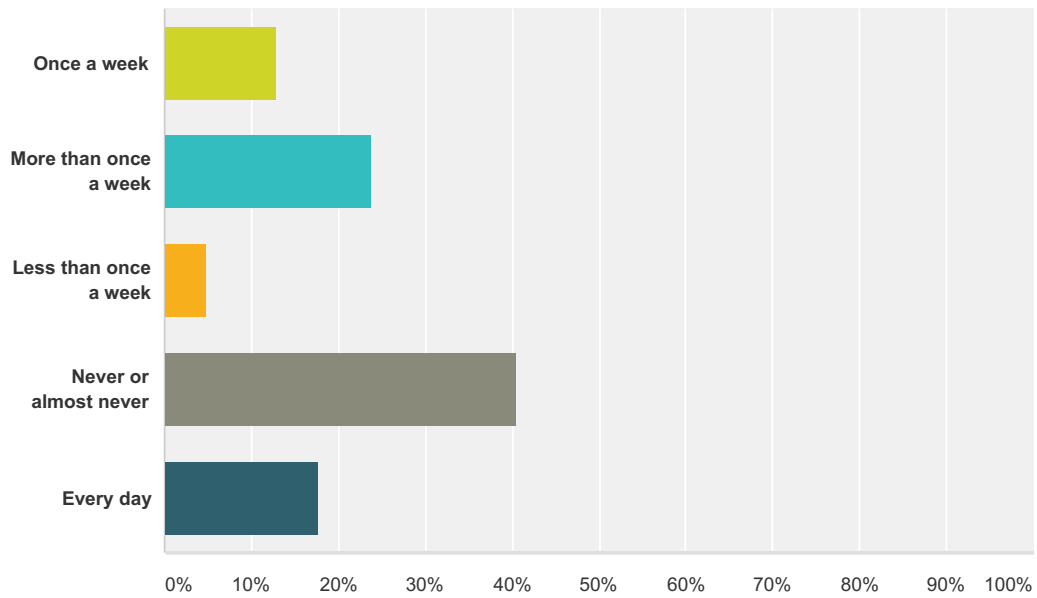
Answered: 685 Skipped: 42



Answer Choices	Responses	Count
Strongly agree	23.36%	160
Mostly agree	19.85%	136
Neither agree nor disagree	33.43%	229
Mostly disagree	9.64%	66
Strongly disagree	13.72%	94
Total		685

Q15 How often do you receive a duty-free lunch period?

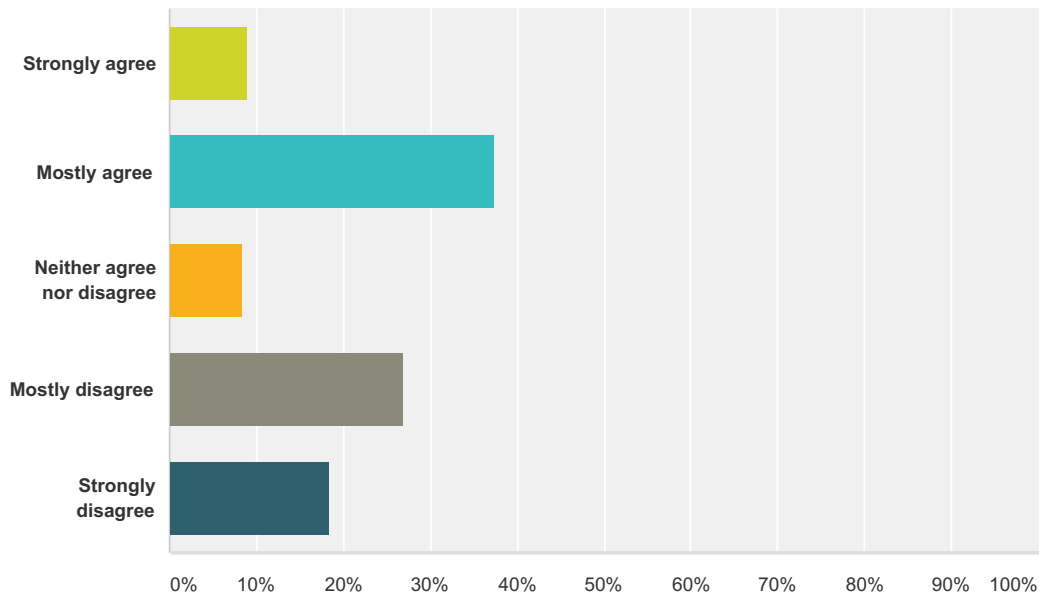
Answered: 675 Skipped: 52



Answer Choices	Responses
Once a week	13.04% 88
More than once a week	23.70% 160
Less than once a week	4.89% 33
Never or almost never	40.59% 274
Every day	17.78% 120
Total	675

Q16 My planning time is generally free from disruption.

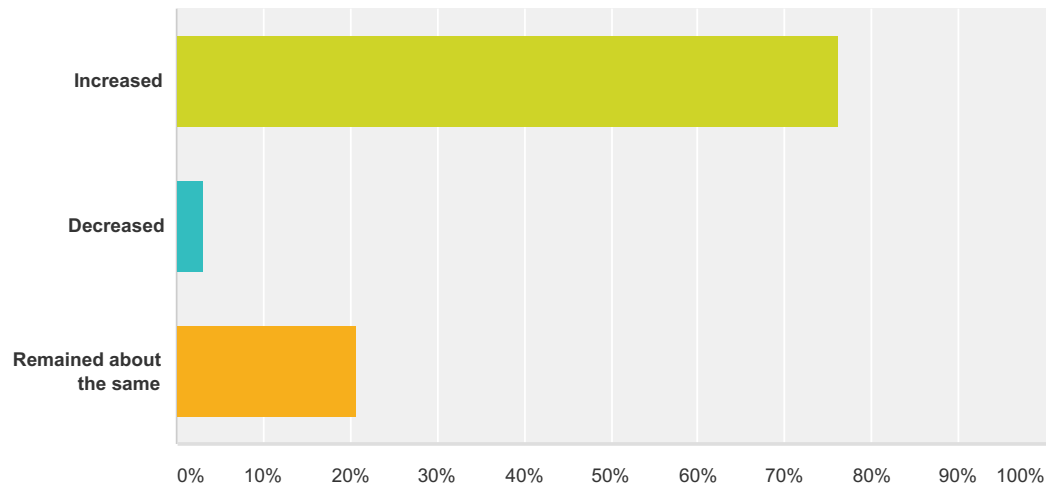
Answered: 685 Skipped: 42



Answer Choices	Responses
Strongly agree	9.05% 62
Mostly agree	37.37% 256
Neither agree nor disagree	8.32% 57
Mostly disagree	26.86% 184
Strongly disagree	18.39% 126
Total	685

Q17 Over the past three years, my workload and stress have ...

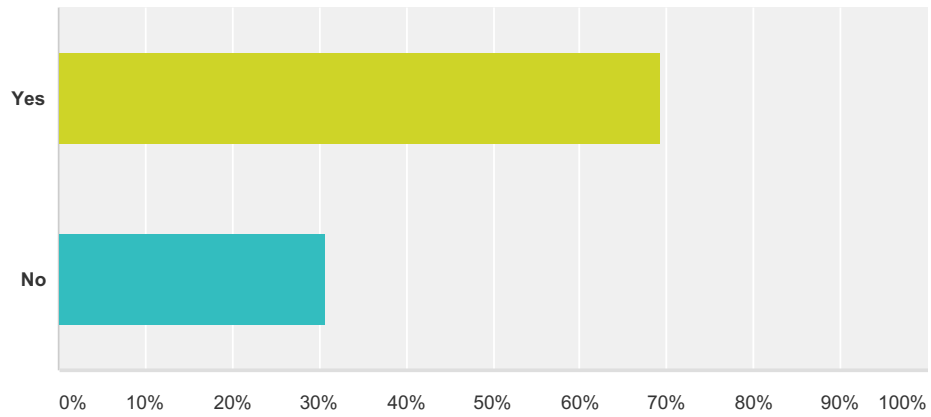
Answered: 684 Skipped: 43



Answer Choices	Responses
Increased	76.17% 521
Decreased	3.22% 22
Remained about the same	20.61% 141
Total	684

Q18 In the last five years, have you ever seriously considered leaving the teaching profession out of frustration?

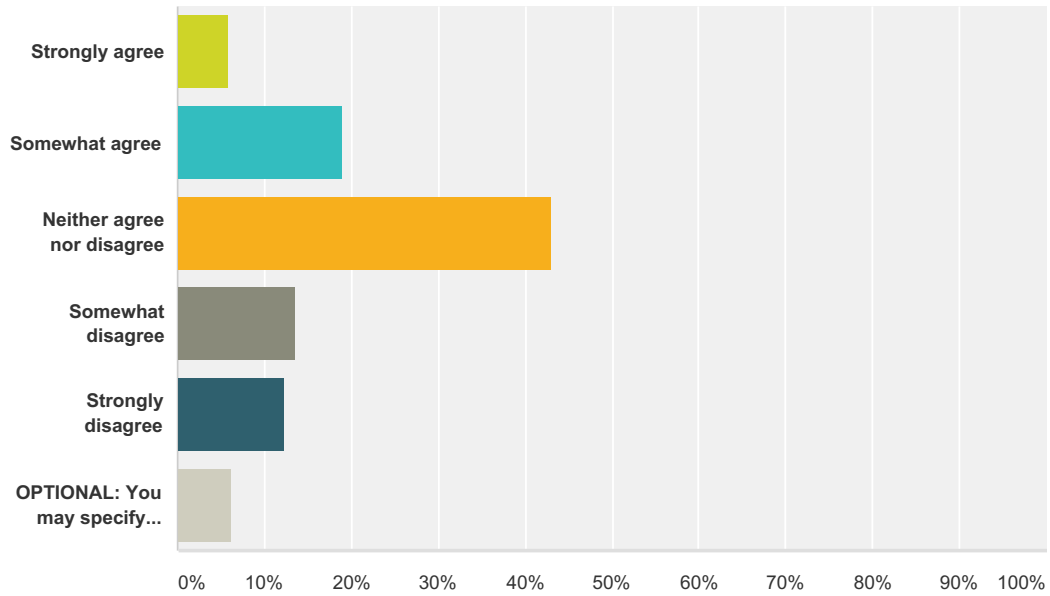
Answered: 684 Skipped: 43



Answer Choices	Responses
Yes	69.30% 474
No	30.70% 210
Total	684

Q19 The special mandates and added responsibilities that are required of me at a Title 1 school are beneficial to the students I teach.

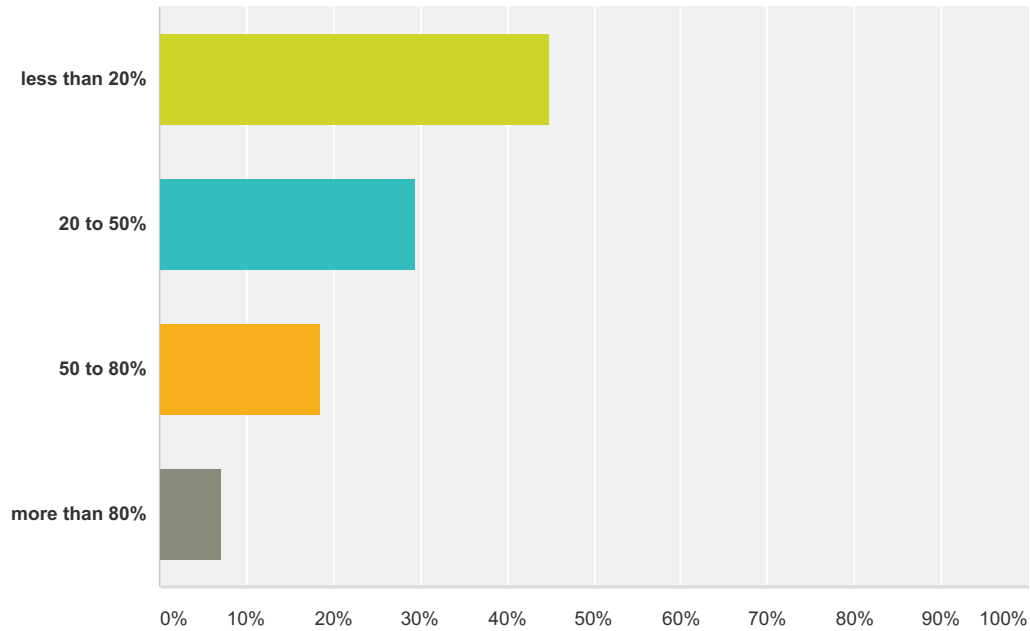
Answered: 347 Skipped: 380



Answer Choices	Responses
Strongly agree	5.76% 20
Somewhat agree	19.02% 66
Neither agree nor disagree	42.94% 149
Somewhat disagree	13.54% 47
Strongly disagree	12.39% 43
OPTIONAL: You may specify which mandates and responsibilities are especially beneficial or not beneficial.	6.34% 22
Total	347

Q20 During the school day, how much of your planning time is spent on issues, mandates, or meetings unrelated to your classroom instruction?

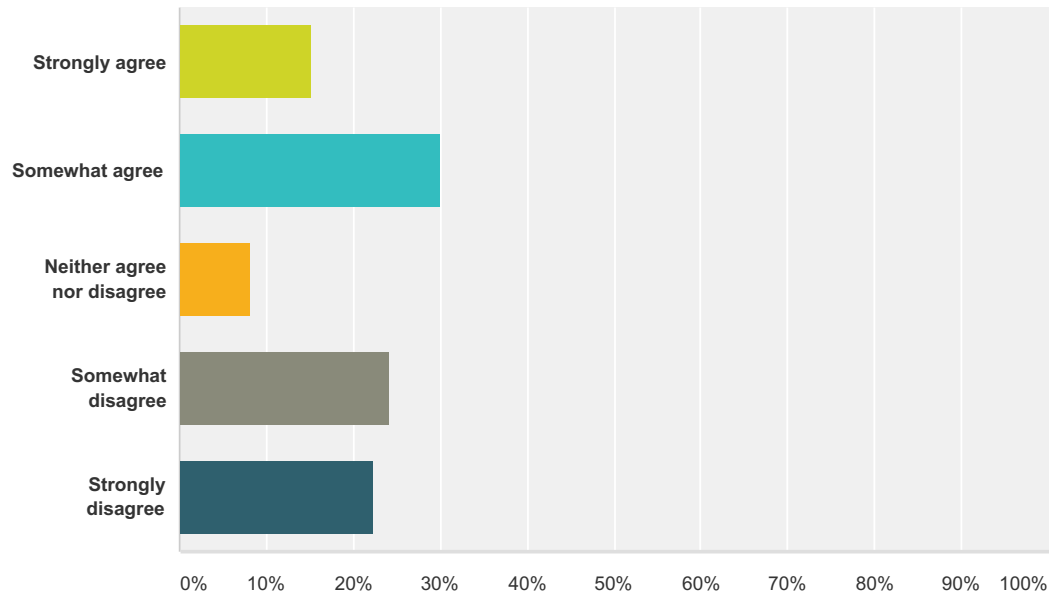
Answered: 367 Skipped: 360



Answer Choices	Responses
less than 20%	44.96% 165
20 to 50%	29.43% 108
50 to 80%	18.53% 68
more than 80%	7.08% 26
Total	367

Q21 Discipline issues at my school are handled quickly, consistently, and appropriately.

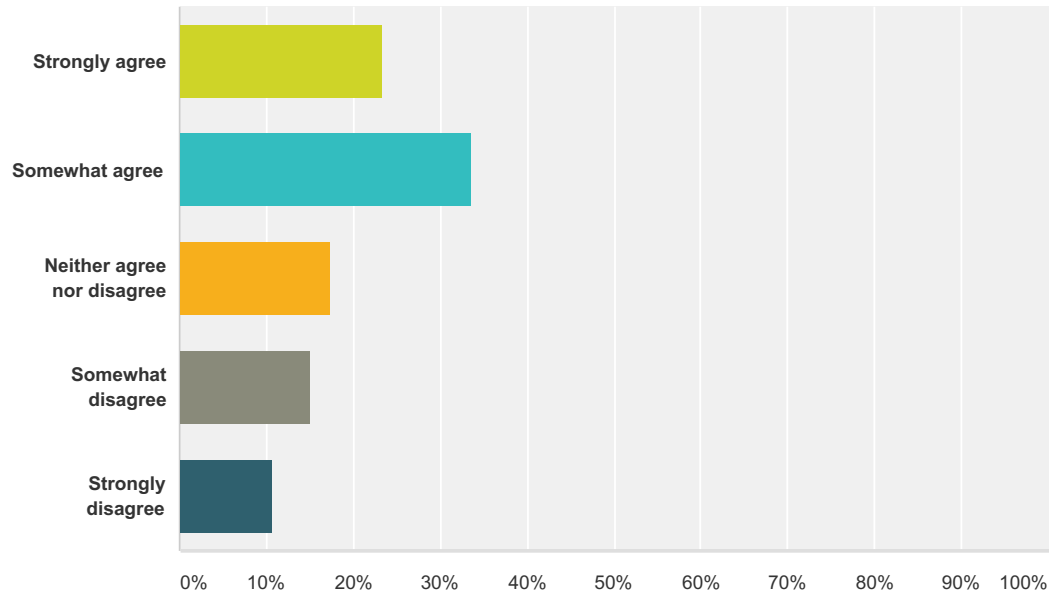
Answered: 367 Skipped: 360



Answer Choices	Responses
Strongly agree	15.26% 56
Somewhat agree	29.97% 110
Neither agree nor disagree	8.17% 30
Somewhat disagree	24.25% 89
Strongly disagree	22.34% 82
Total	367

Q22 My school continues to improve.

Answered: 368 Skipped: 359



Answer Choices	Responses
Strongly agree	23.37% 86
Somewhat agree	33.70% 124
Neither agree nor disagree	17.39% 64
Somewhat disagree	14.95% 55
Strongly disagree	10.60% 39
Total	368

Q23 Use the space below to share any concerns you have that may impact teachers across the district. Comments will be shared with CCSD officials without being connected to your identity or other answers.

Answered: 322 Skipped: 405