
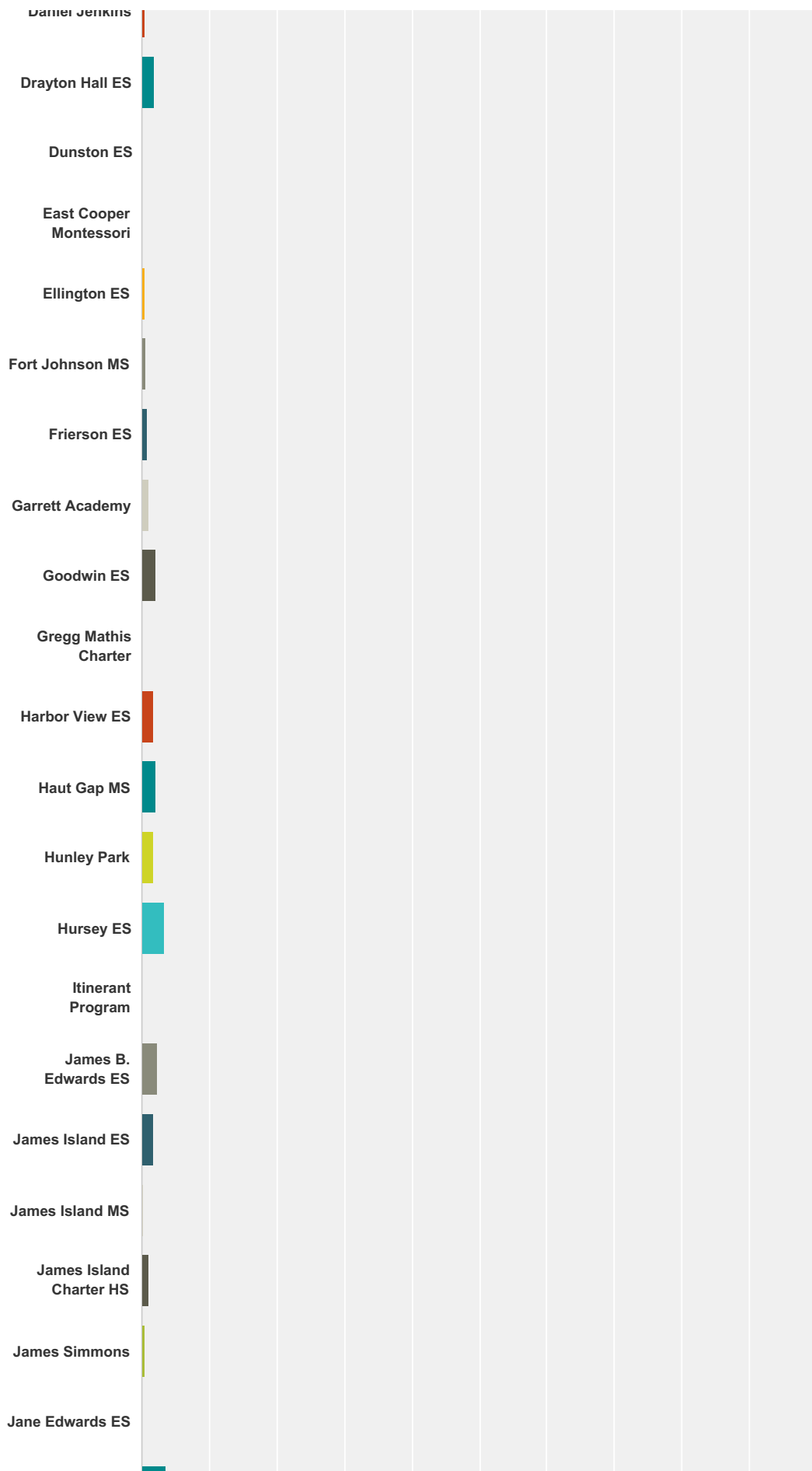
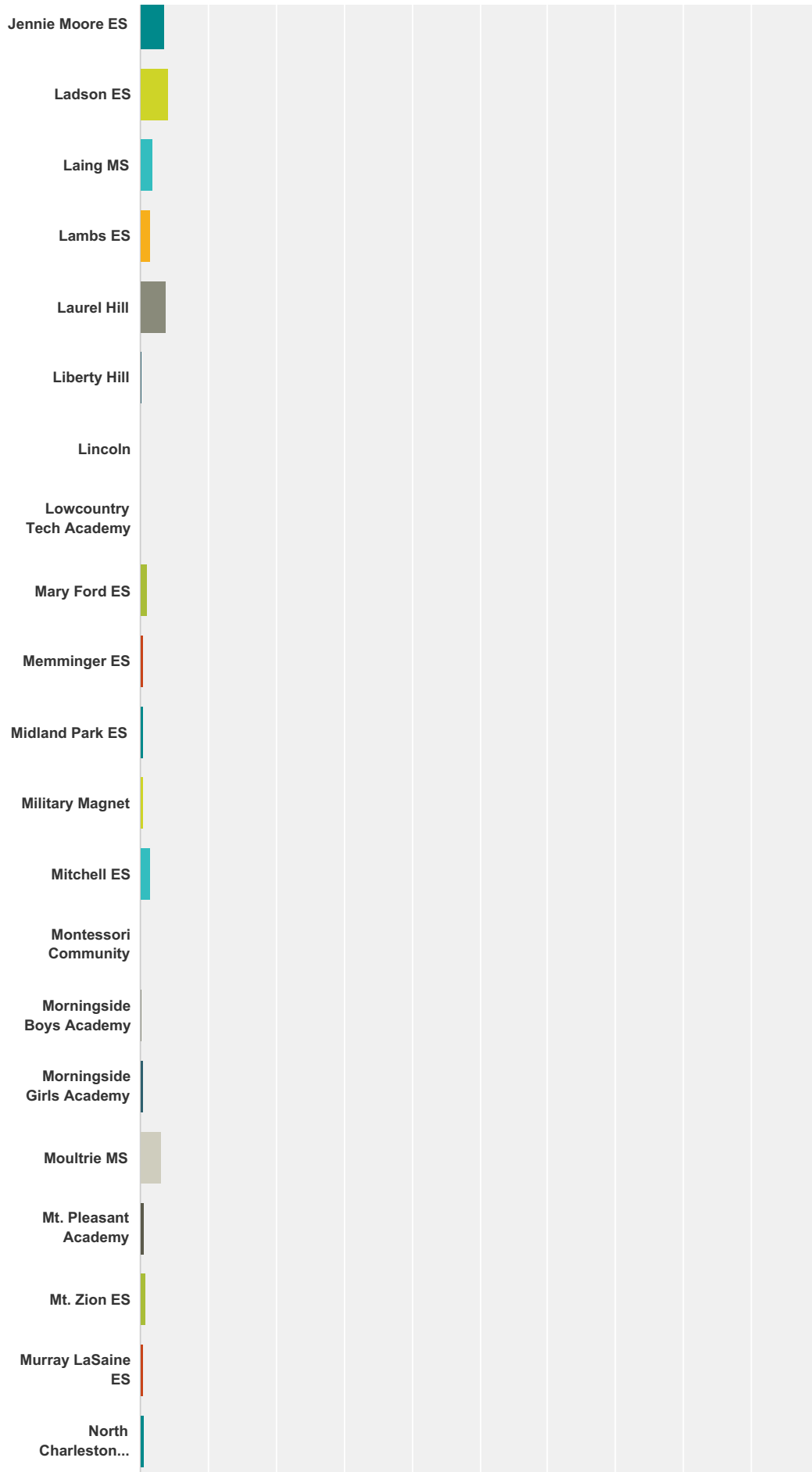


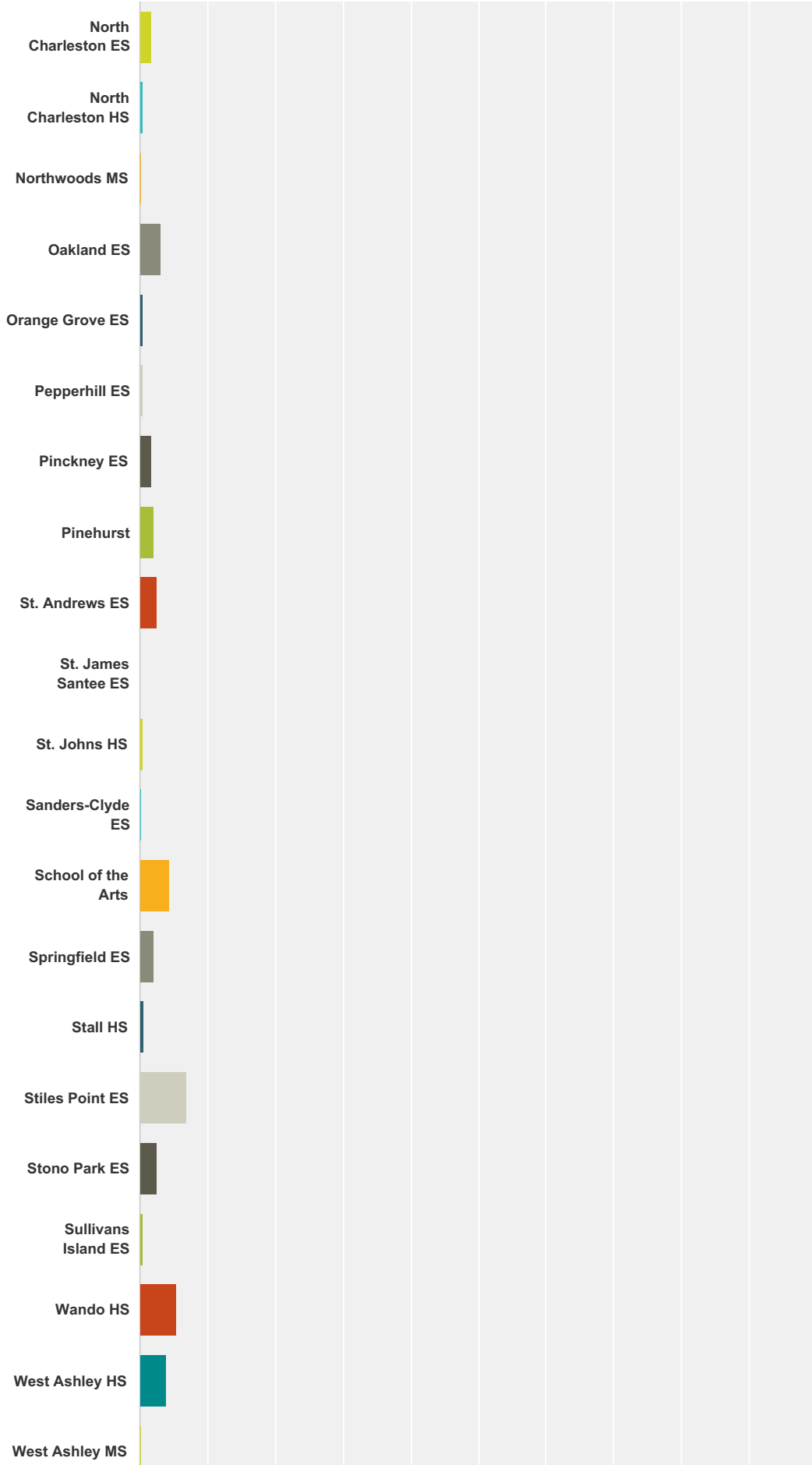
Q1 Please identify the school where you teach.

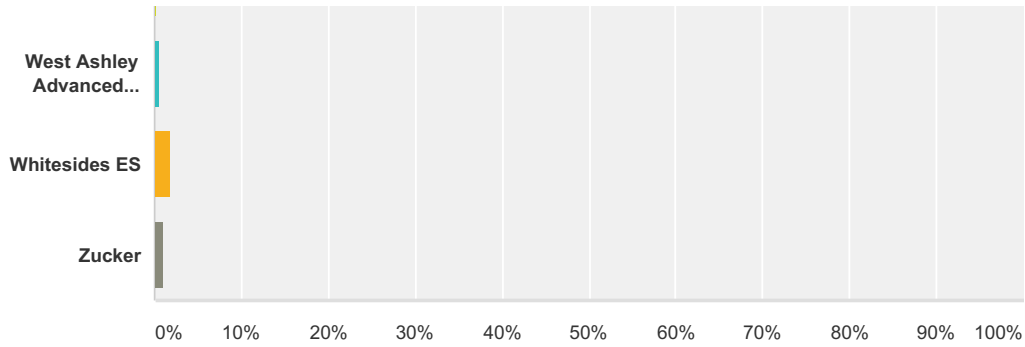
Answered: 627 Skipped: 22











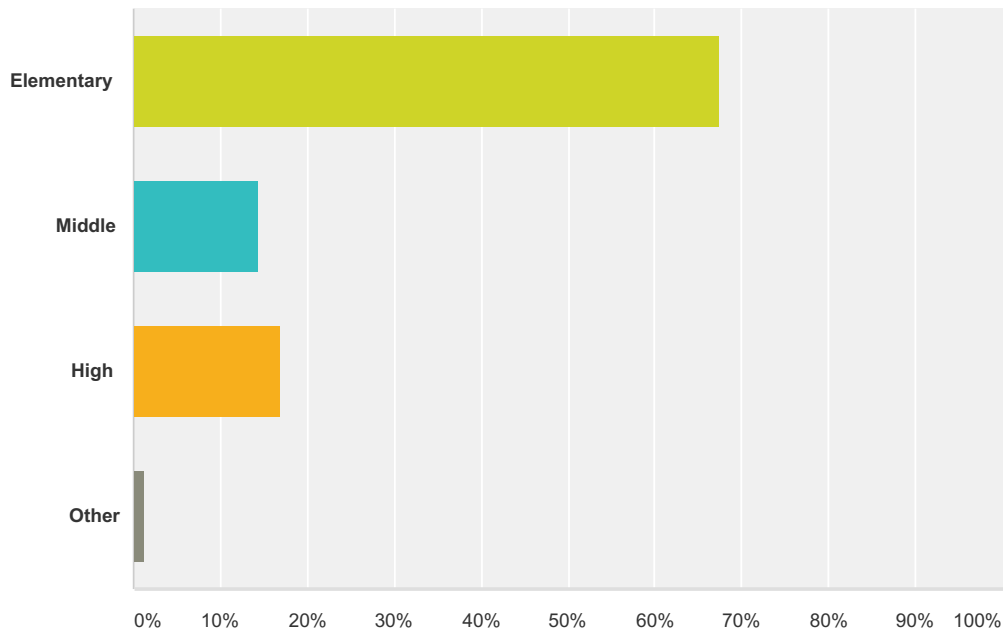
Answer Choices	Responses
Academic Magnet HS	0.96% 6
Angel Oak ES	1.28% 8
Apple Charter	0.00% 0
Ashley River Creative Arts ES	1.28% 8
Baptist Hill HS	0.00% 0
Belle Hall ES	1.28% 8
Buist Academy	1.12% 7
Burke MS	0.16% 1
Burke HS	0.00% 0
Burns ES	0.16% 1
CE Williams	0.16% 1
Cario MS	2.39% 15
Charleston Charter for Math and Science	0.00% 0
Charleston Development Academy	0.00% 0
Charleston Progressive	0.16% 1
Chicora ES	0.48% 3
Clark Academy	0.32% 2
Corcoran ES	0.80% 5
Daniel Jenkins	0.48% 3
Drayton Hall ES	1.91% 12
Dunston ES	0.00% 0
East Cooper Montessori	0.00% 0
Ellington ES	0.48% 3
Fort Johnson MS	0.64% 4
Frierson ES	0.80% 5
Garrett Academy	1.12% 7

Goodwin ES	2.07%	13
Gregg Mathis Charter	0.00%	0
Harbor View ES	1.59%	10
Haut Gap MS	2.07%	13
Hunley Park	1.75%	11
Hursey ES	3.35%	21
Itinerant Program	0.00%	0
James B. Edwards ES	2.39%	15
James Island ES	1.75%	11
James Island MS	0.16%	1
James Island Charter HS	0.96%	6
James Simmons	0.48%	3
Jane Edwards ES	0.00%	0
Jennie Moore ES	3.51%	22
Ladson ES	4.15%	26
Laing MS	1.91%	12
Lambs ES	1.44%	9
Laurel Hill	3.67%	23
Liberty Hill	0.16%	1
Lincoln	0.00%	0
Lowcountry Tech Academy	0.00%	0
Mary Ford ES	1.12%	7
Memminger ES	0.48%	3
Midland Park ES	0.32%	2
Military Magnet	0.32%	2
Mitchell ES	1.44%	9
Montessori Community	0.00%	0
Morningside Boys Academy	0.16%	1
Morningside Girls Academy	0.48%	3
Moultrie MS	3.03%	19
Mt. Pleasant Academy	0.64%	4
Mt. Zion ES	0.80%	5
Murray LaSaine ES	0.32%	2
North Charleston Creative Arts	0.64%	4

North Charleston ES	1.75%	11
North Charleston HS	0.32%	2
Northwoods MS	0.16%	1
Oakland ES	3.03%	19
Orange Grove ES	0.32%	2
Pepperhill ES	0.48%	3
Pinckney ES	1.75%	11
Pinehurst	2.07%	13
St. Andrews ES	2.55%	16
St. James Santee ES	0.00%	0
St. Johns HS	0.32%	2
Sanders-Clyde ES	0.16%	1
School of the Arts	4.47%	28
Springfield ES	2.07%	13
Stall HS	0.64%	4
Stiles Point ES	6.86%	43
Stono Park ES	2.55%	16
Sullivans Island ES	0.32%	2
Wando HS	5.42%	34
West Ashley HS	3.99%	25
West Ashley MS	0.16%	1
West Ashley Advanced Studies Magnet	0.64%	4
Whitesides ES	1.91%	12
Zucker	0.96%	6
Total		627

Q2 Which best describes your school and/or the students you teach?

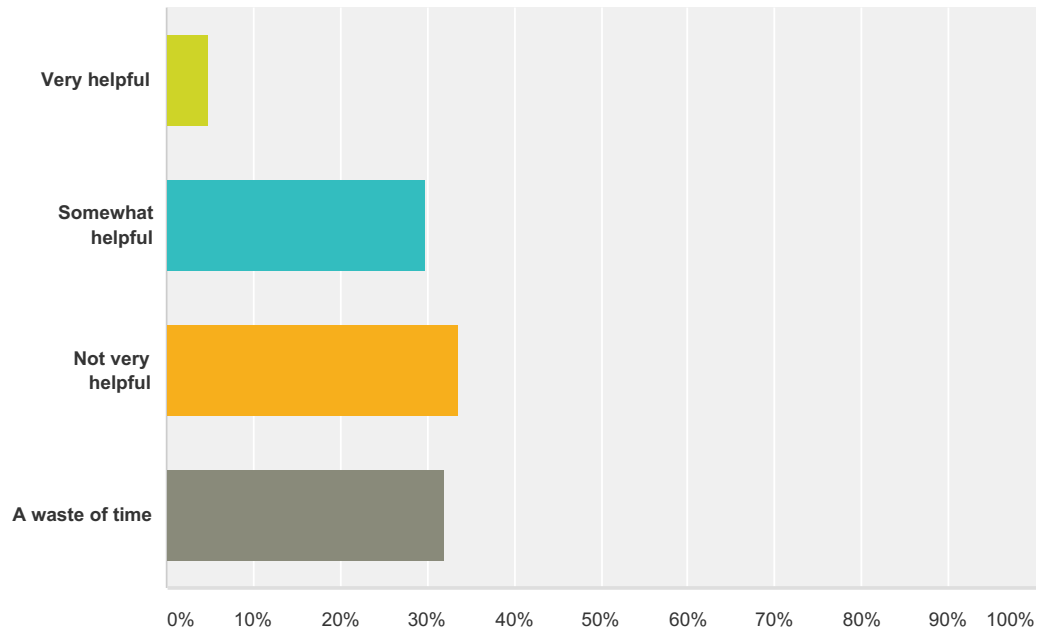
Answered: 646 Skipped: 3



Answer Choices	Responses
Elementary	67.49% 436
Middle	14.40% 93
High	16.87% 109
Other	1.24% 8
Total	646

Q3 How helpful did you find the PD opportunities offered by the district during the first week of school?

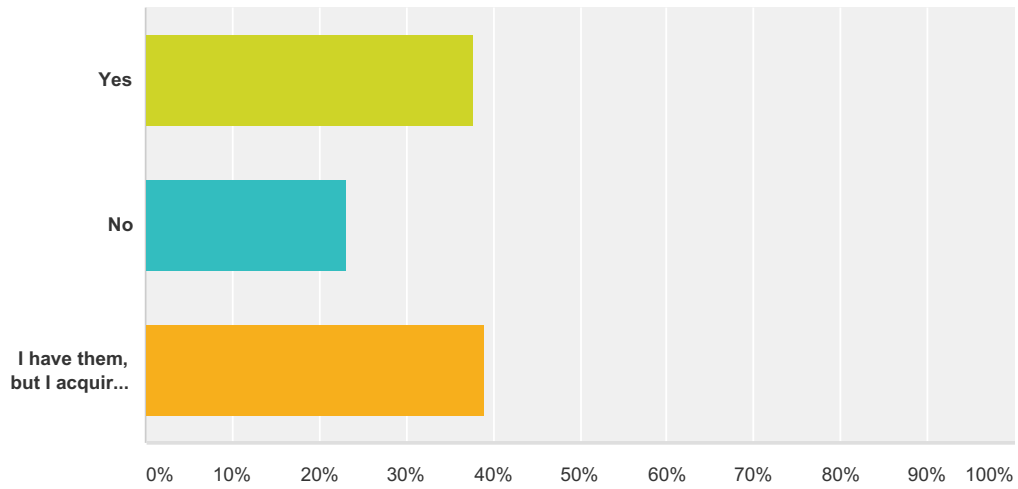
Answered: 635 Skipped: 14



Answer Choices	Responses
Very helpful	4.72% 30
Somewhat helpful	29.76% 189
Not very helpful	33.54% 213
A waste of time	31.97% 203
Total	635

Q4 Have you been given a copy of the new SC state standards for your subject area(s)?

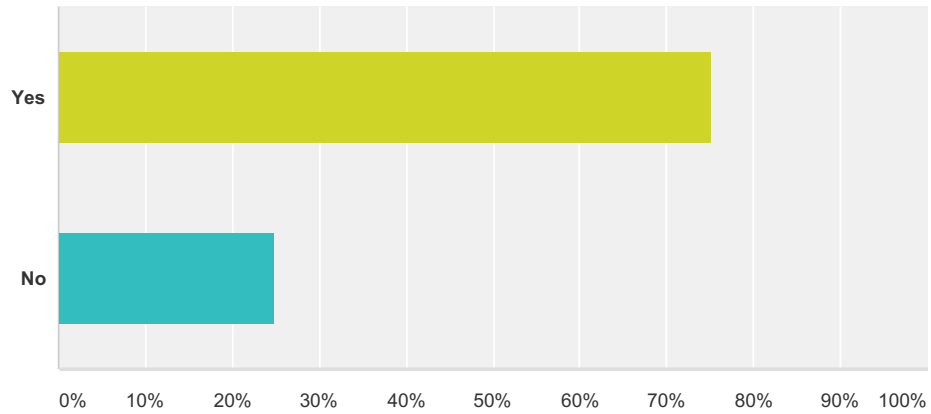
Answered: 630 Skipped: 19



Answer Choices	Responses
Yes	37.78% 238
No	23.17% 146
I have them, but I acquired them myself	39.05% 246
Total	630

Q5 In the last ten years (or fewer) as a teacher, have you had to take on an extra job or source of income in order to make ends meet?

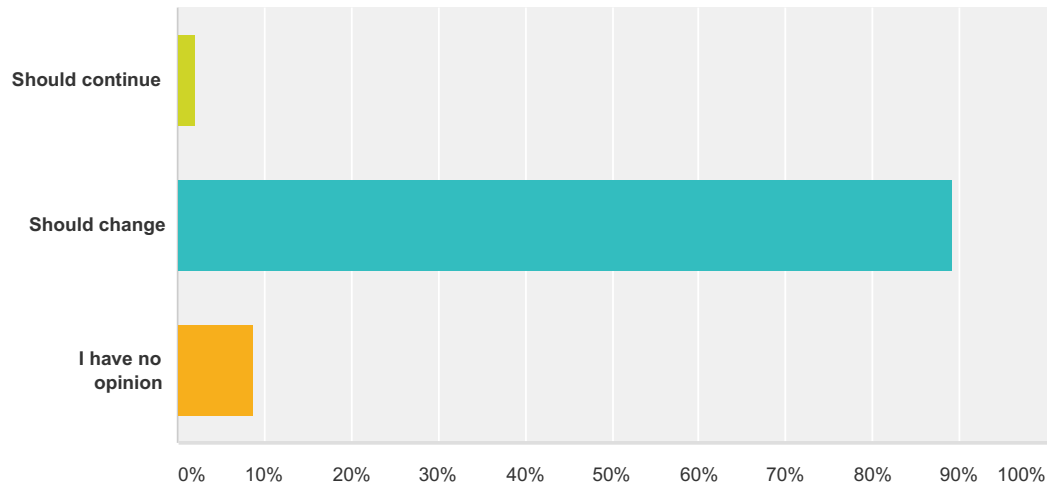
Answered: 634 Skipped: 15



Answer Choices	Responses
Yes	75.24% 477
No	24.76% 157
Total	634

Q6 The district currently stops increasing your pay once you've reached 25 years of experience. This practice:

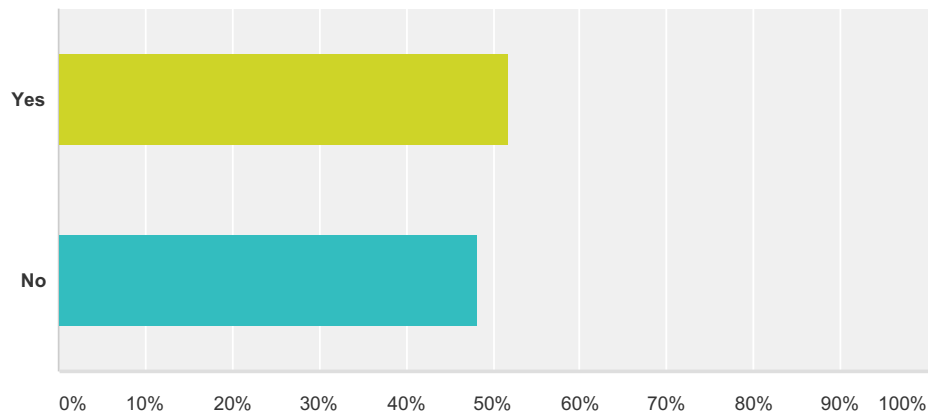
Answered: 636 Skipped: 13



Answer Choices	Responses
Should continue	2.04% 13
Should change	89.15% 567
I have no opinion	8.81% 56
Total	636

Q7 Have you had an issue with your paycheck since 2013?

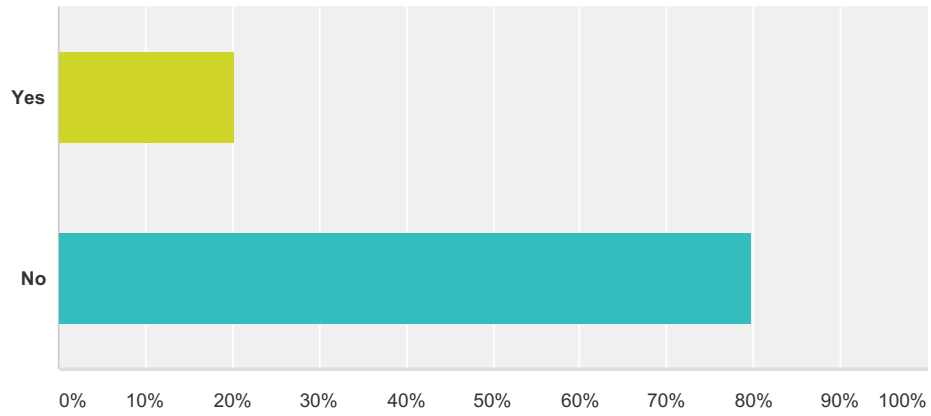
Answered: 633 Skipped: 16



Answer Choices	Responses	
Yes	51.82%	328
No	48.18%	305
Total		633

Q8 Has your principal required you to attend trainings over the summer or outside of your contract dates without compensation?

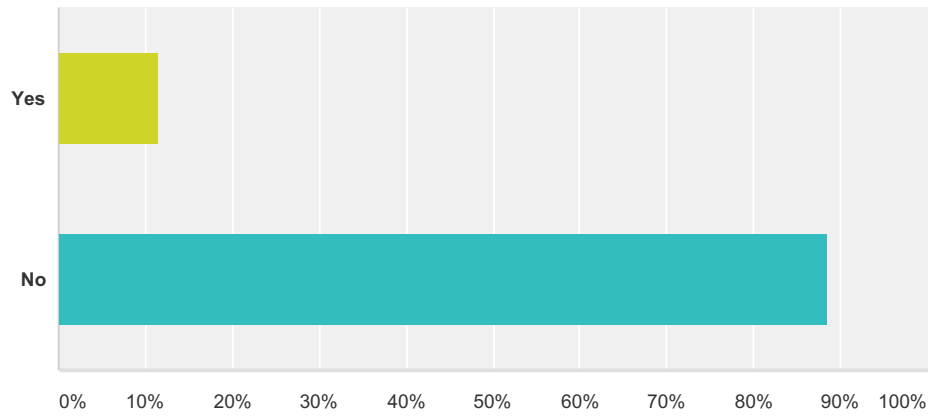
Answered: 620 Skipped: 29



Answer Choices	Responses
Yes	20.16% 125
No	79.84% 495
Total	620

Q9 Has your principal added documents or agreements to your contract that are in addition to what is issued by the district?

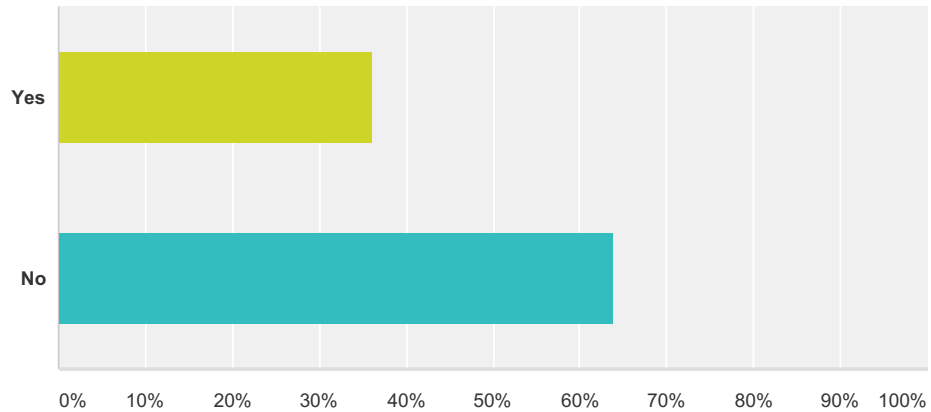
Answered: 623 Skipped: 26



Answer Choices	Responses
Yes	11.40% 71
No	88.60% 552
Total	623

Q10 Has your department, school, learning specialist, principal, etc. added elements to your course requirements (projects, units, DBQ's, etc.) that make it more difficult for you to teach the curriculum?

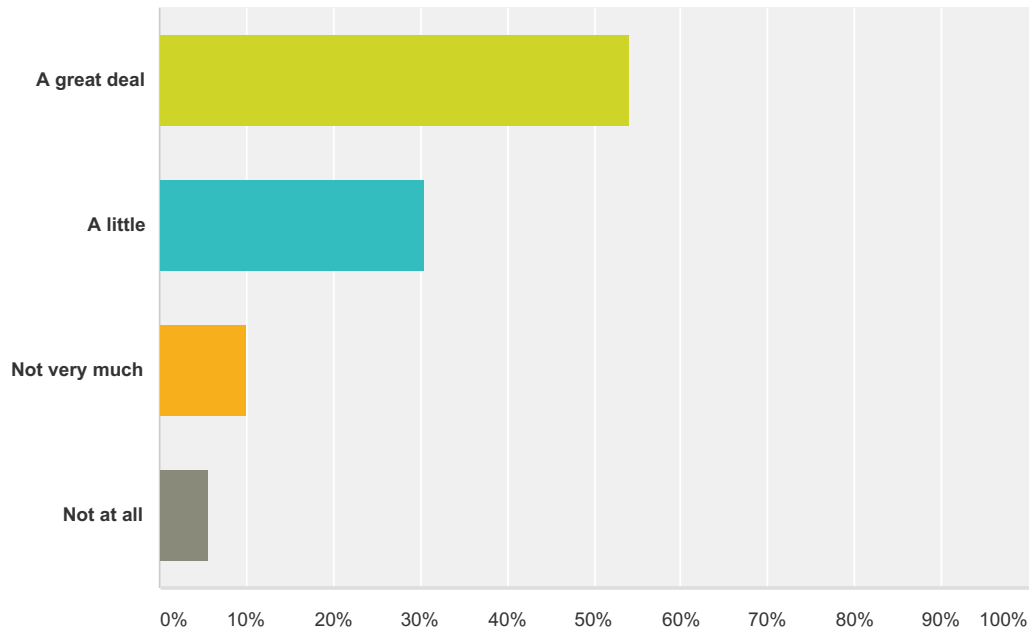
Answered: 620 Skipped: 29



Answer Choices	Responses
Yes	36.13% 224
No	63.87% 396
Total	620

Q11 To what extent do you think mandatory keyboarding classes would benefit students?

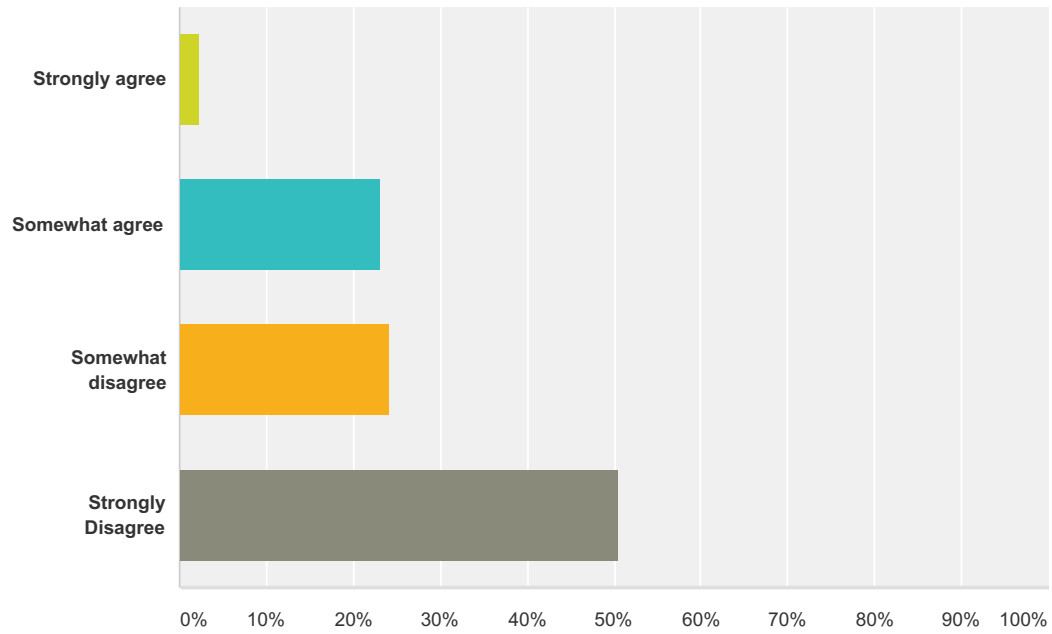
Answered: 622 Skipped: 27



Answer Choices	Responses
A great deal	54.02% 336
A little	30.39% 189
Not very much	9.97% 62
Not at all	5.63% 35
Total	622

Q12 The following question is for coaches and supervisors of extracurricular activities who receive stipends. The stipend I receive from the district for the work that I do in coaching or supervising is very fair in relationship to the amount of time and work I have to put in.

Answered: 255 Skipped: 394



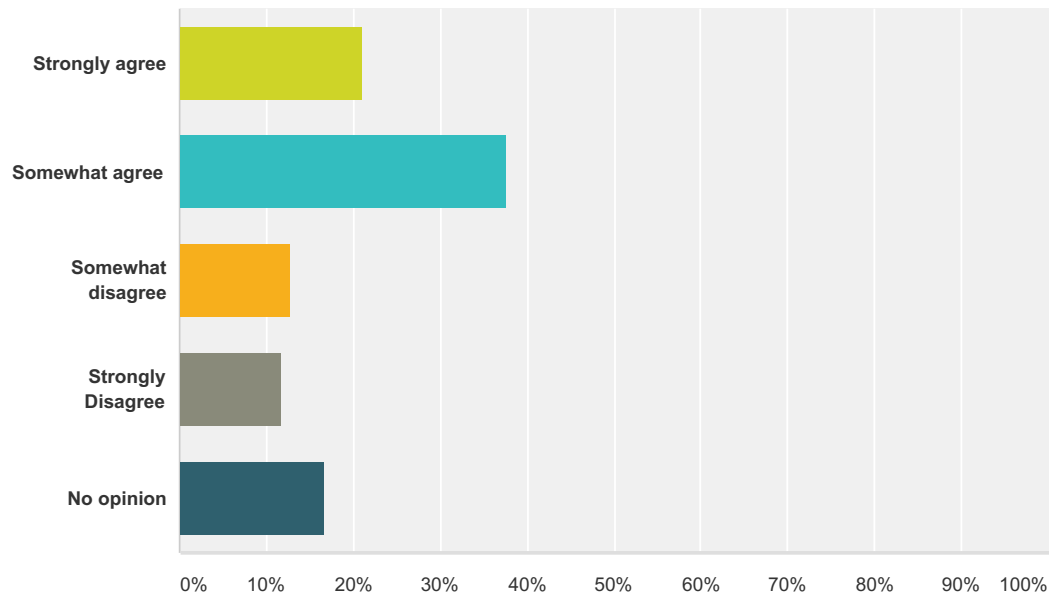
Answer Choices	Responses
Strongly agree	2.20% 2
Somewhat agree	23.08% 21
Somewhat disagree	24.18% 22
Strongly Disagree	50.55% 46
Total	91

Q13 Are there any problems that you have in your classroom this year (that you have already addressed with your principal) which are still impeding your ability to teach effectively? If so, please describe them here. They may be shared with district officials.

Answered: 177 Skipped: 472

Q14 My SLO aligns with my standards.

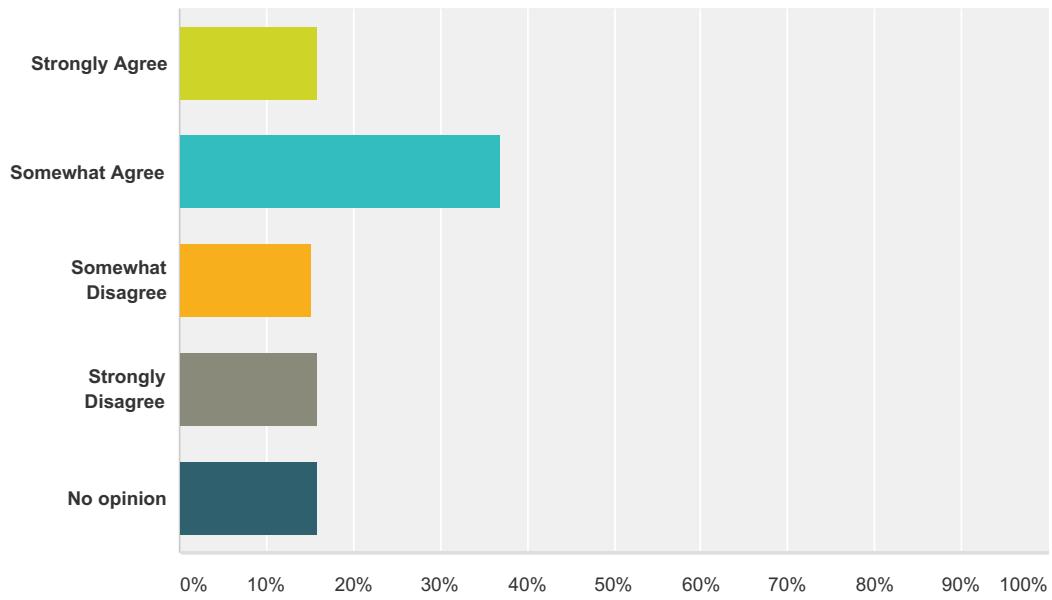
Answered: 502 Skipped: 147



Answer Choices	Responses	
Strongly agree	21.12%	106
Somewhat agree	37.65%	189
Somewhat disagree	12.75%	64
Strongly Disagree	11.75%	59
No opinion	16.73%	84
Total		502

Q15 My data baseline is related to the standards.

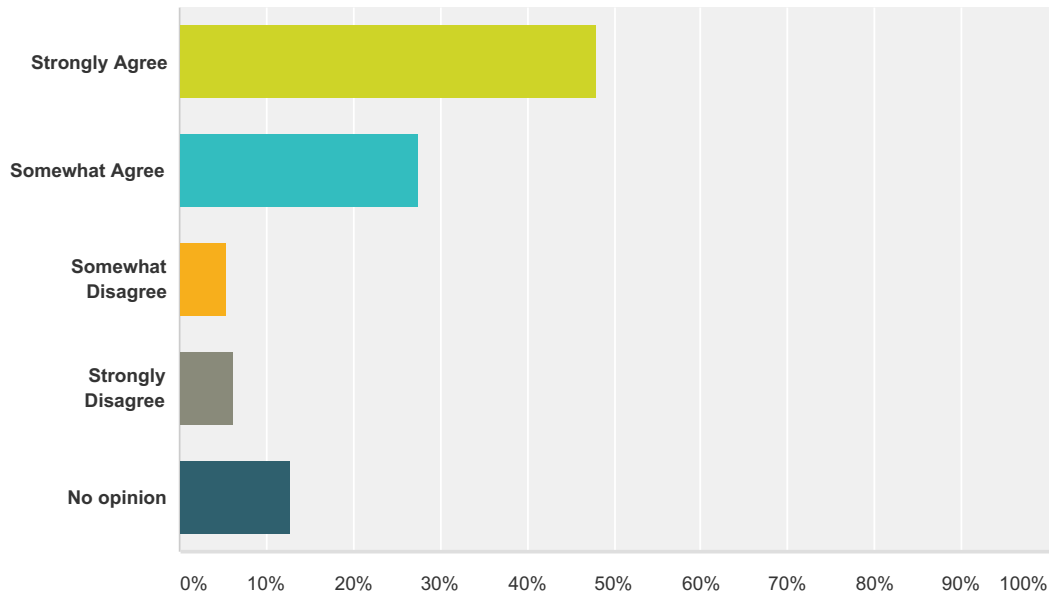
Answered: 503 Skipped: 146



Answer Choices	Responses	Count
Strongly Agree	15.90%	80
Somewhat Agree	36.98%	186
Somewhat Disagree	15.31%	77
Strongly Disagree	15.90%	80
No opinion	15.90%	80
Total		503

Q16 The time I have spent on SLO's has impeded my preparation for teaching my students.

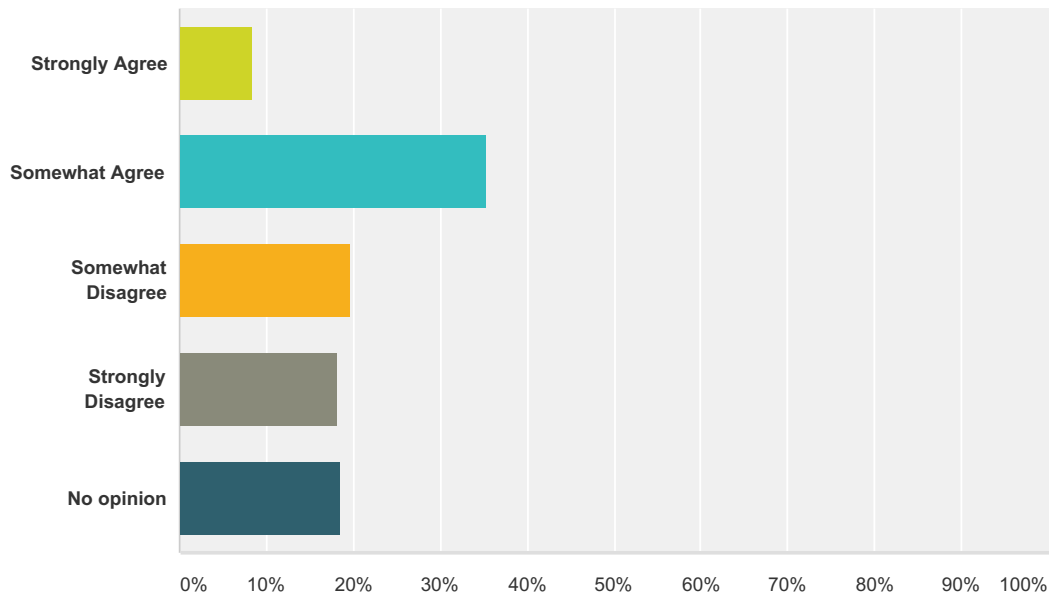
Answered: 501 Skipped: 148



Answer Choices	Responses	Count
Strongly Agree	48.10%	241
Somewhat Agree	27.54%	138
Somewhat Disagree	5.39%	27
Strongly Disagree	6.19%	31
No opinion	12.77%	64
Total		501

Q17 The target SLO goal set by the district is attainable.

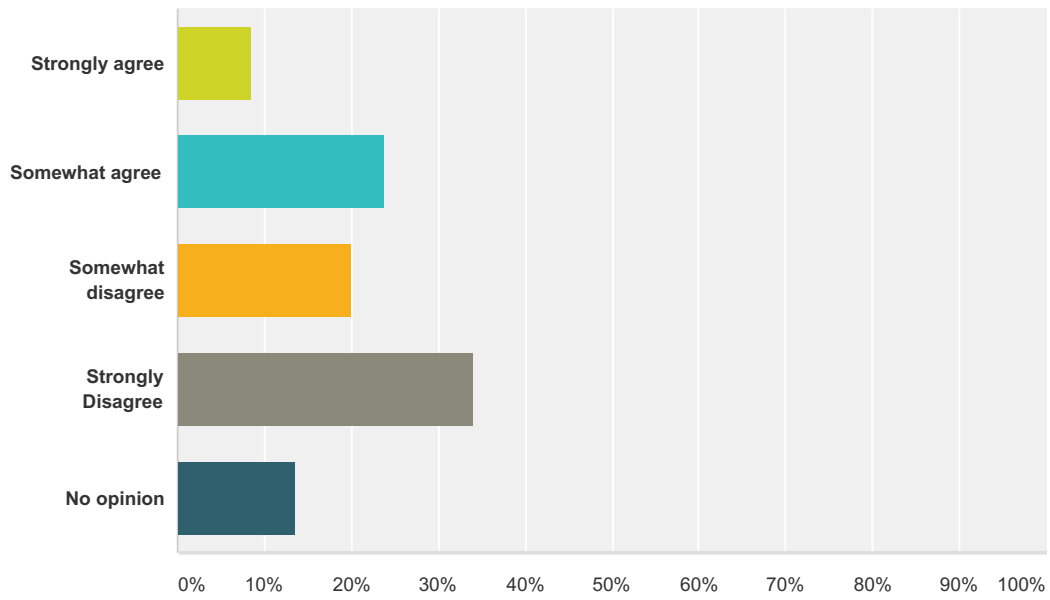
Answered: 502 Skipped: 147



Answer Choices	Responses
Strongly Agree	8.37% 42
Somewhat Agree	35.26% 177
Somewhat Disagree	19.72% 99
Strongly Disagree	18.13% 91
No opinion	18.53% 93
Total	502

Q18 I understand why I am required to complete SLO's.

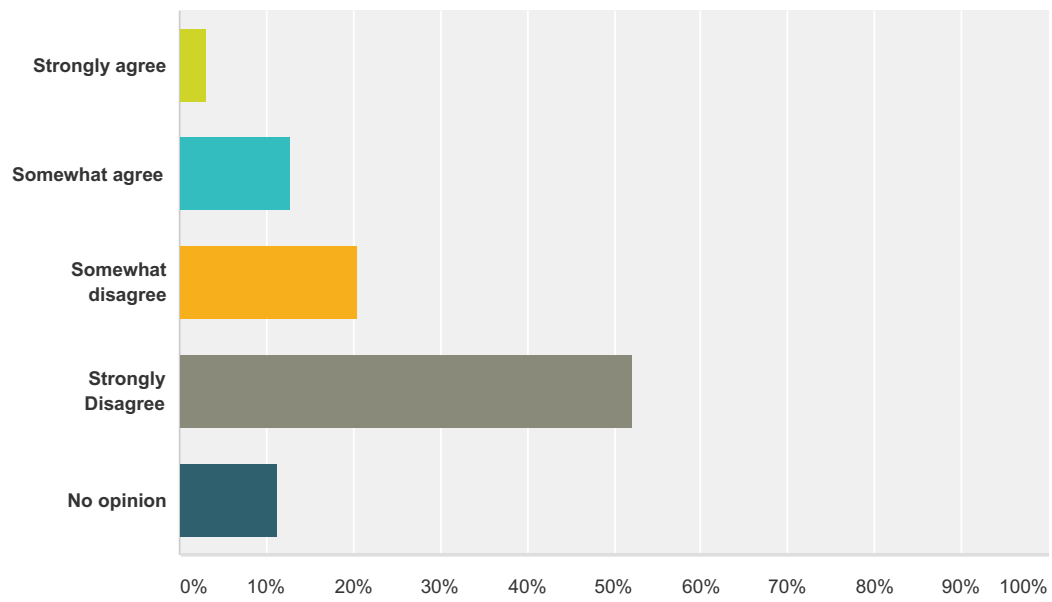
Answered: 501 Skipped: 148



Answer Choices	Responses
Strongly agree	8.58% 43
Somewhat agree	23.75% 119
Somewhat disagree	19.96% 100
Strongly Disagree	34.13% 171
No opinion	13.57% 68
Total	501

Q19 It is clear to me how completing SLO's will positively impact student achievement.

Answered: 502 Skipped: 147



Answer Choices	Responses
Strongly agree	3.19% 16
Somewhat agree	12.75% 64
Somewhat disagree	20.52% 103
Strongly Disagree	52.19% 262
No opinion	11.35% 57
Total	502

Q20 Are there any questions or issues that impact teachers across the district you would like to see addressed on our next survey?

Answered: 234 Skipped: 415