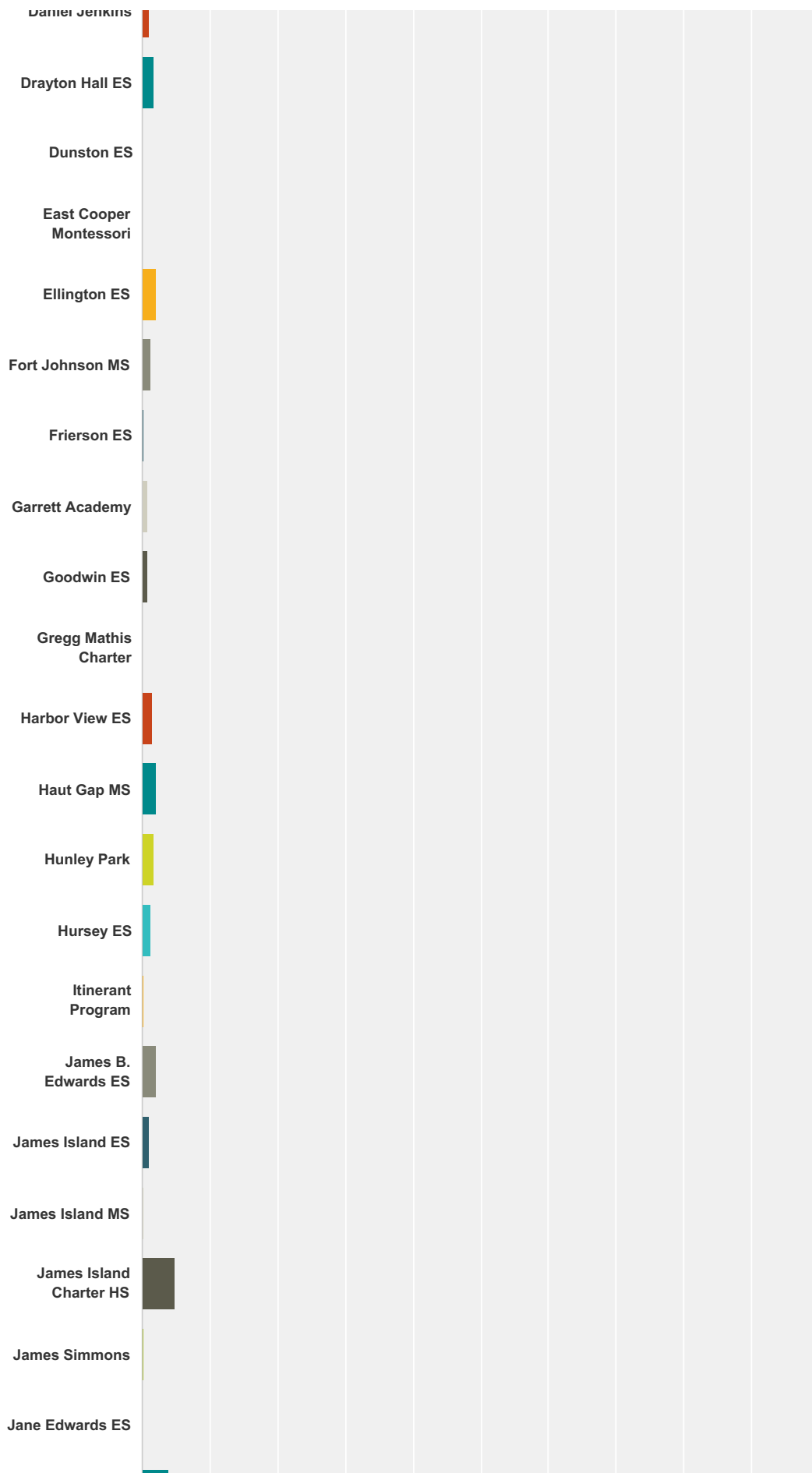
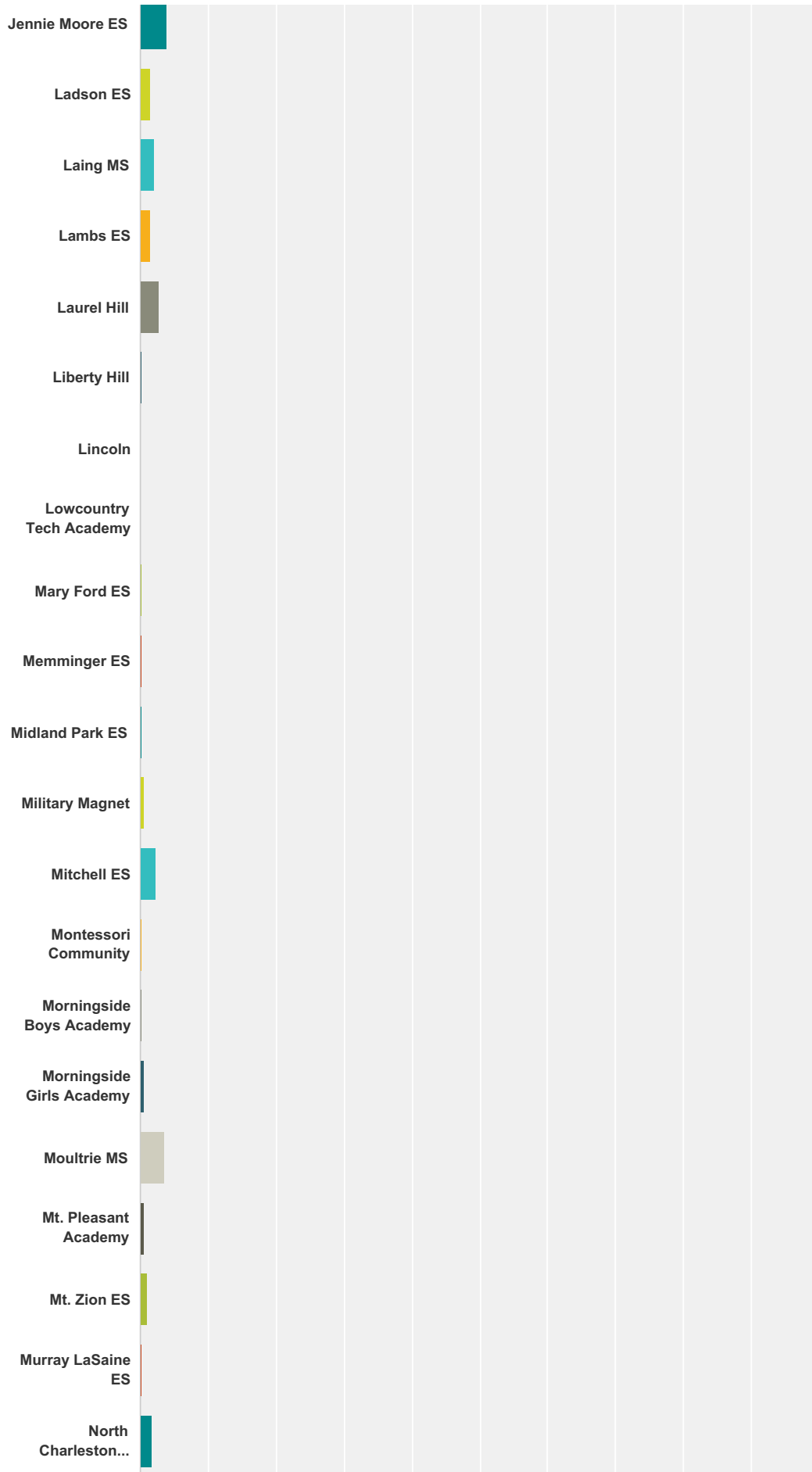


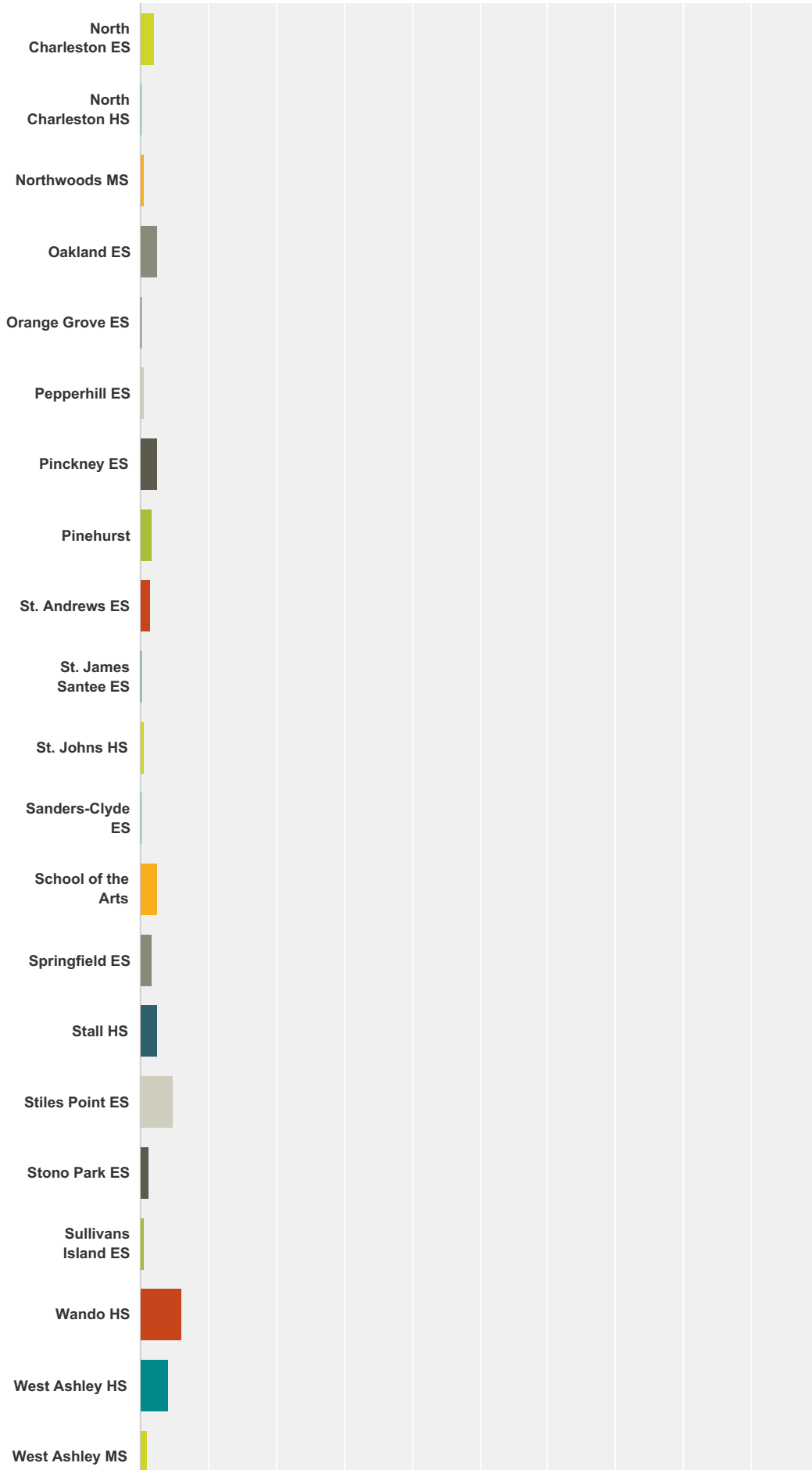
Q1 Please identify the school where you teach.

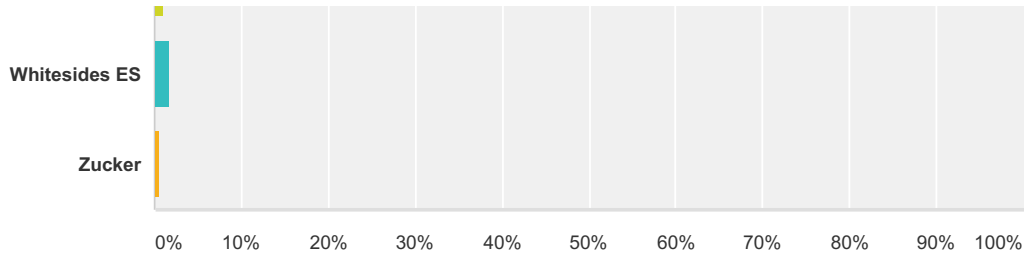
Answered: 694 Skipped: 11











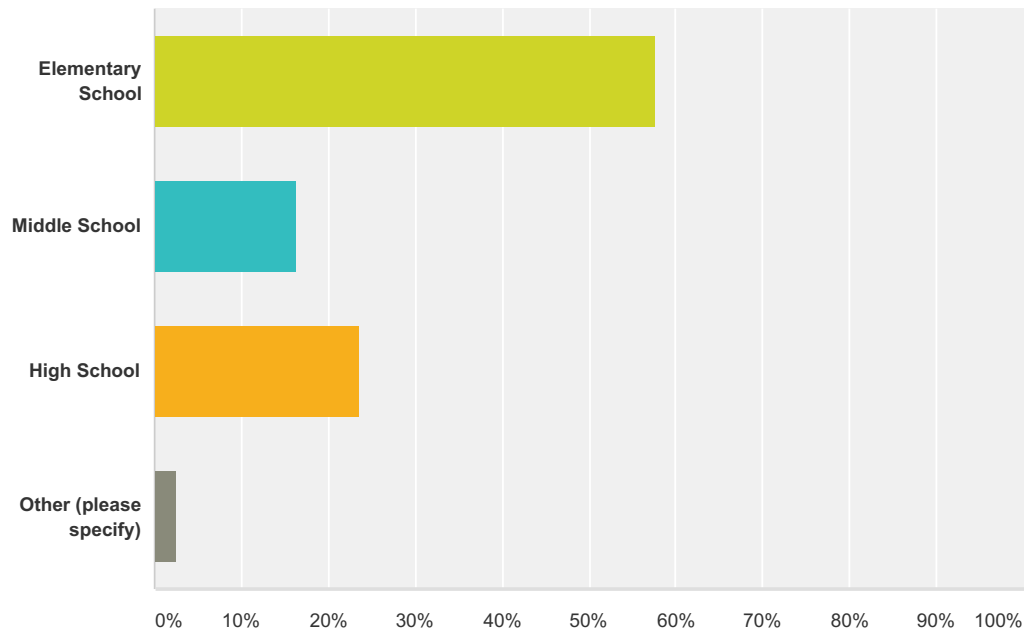
Answer Choices	Responses	
Academic Magnet HS	1.44%	10
Angel Oak ES	2.16%	15
Apple Charter	0.00%	0
Ashley River Creative Arts ES	3.17%	22
Baptist Hill HS	0.00%	0
Belle Hall ES	0.72%	5
Buist Academy	2.02%	14
Burke MS	0.14%	1
Burke HS	0.00%	0
Burns ES	0.14%	1
CE Williams	0.29%	2
Cario MS	2.31%	16
Charleston Charter for Math and Science	0.00%	0
Charleston Development Academy	0.00%	0
Charleston Progressive	0.14%	1
Chicora ES	0.43%	3
Clark Academy	0.00%	0
Corcoran ES	0.43%	3
Daniel Jenkins	1.01%	7
Drayton Hall ES	1.59%	11
Dunston ES	0.00%	0
East Cooper Montessori	0.00%	0
Ellington ES	2.16%	15
Fort Johnson MS	1.15%	8
Frierson ES	0.14%	1
Garrett Academy	0.86%	6
Goodwin ES	0.86%	6

Gregg Mathis Charter	0.00%	0
Harbor View ES	1.44%	10
Haut Gap MS	2.16%	15
Hunley Park	1.59%	11
Hursey ES	1.15%	8
Itinerant Program	0.14%	1
James B. Edwards ES	2.16%	15
James Island ES	1.01%	7
James Island MS	0.14%	1
James Island Charter HS	4.90%	34
James Simmons	0.29%	2
Jane Edwards ES	0.00%	0
Jennie Moore ES	4.03%	28
Ladson ES	1.44%	10
Laing MS	2.02%	14
Lambs ES	1.44%	10
Laurel Hill	2.74%	19
Liberty Hill	0.29%	2
Lincoln	0.00%	0
Lowcountry Tech Academy	0.00%	0
Mary Ford ES	0.29%	2
Memminger ES	0.29%	2
Midland Park ES	0.29%	2
Military Magnet	0.58%	4
Mitchell ES	2.31%	16
Montessori Community	0.14%	1
Morningside Boys Academy	0.29%	2
Morningside Girls Academy	0.58%	4
Moultrie MS	3.60%	25
Mt. Pleasant Academy	0.72%	5
Mt. Zion ES	1.01%	7
Murray LaSaine ES	0.14%	1
North Charleston Creative Arts	1.73%	12
North Charleston ES	2.16%	15
North Charleston HS	0.29%	2

Northwoods MS	0.58%	4
Oakland ES	2.59%	18
Orange Grove ES	0.29%	2
Pepperhill ES	0.72%	5
Pinckney ES	2.45%	17
Pinehurst	1.73%	12
St. Andrews ES	1.44%	10
St. James Santee ES	0.14%	1
St. Johns HS	0.58%	4
Sanders-Clyde ES	0.29%	2
School of the Arts	2.59%	18
Springfield ES	1.59%	11
Stall HS	2.45%	17
Stiles Point ES	4.90%	34
Stono Park ES	1.15%	8
Sullivans Island ES	0.58%	4
Wando HS	6.05%	42
West Ashley HS	4.18%	29
West Ashley MS	1.01%	7
Whitesides ES	1.59%	11
Zucker	0.58%	4
Total		694

Q2 Which of these best describes the level you teach?

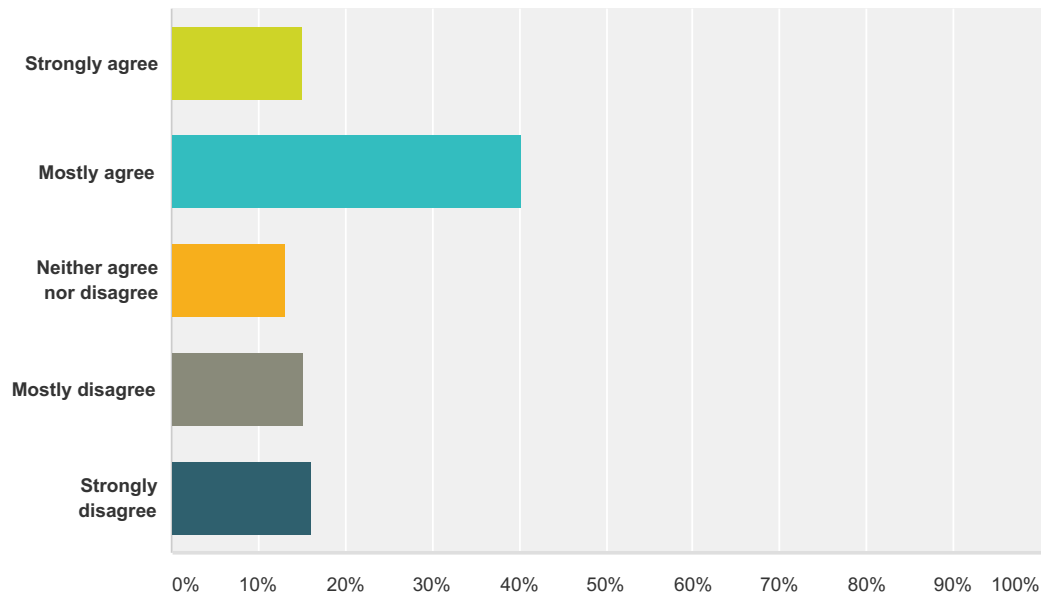
Answered: 704 Skipped: 1



Answer Choices	Responses	Count
Elementary School	57.67%	406
Middle School	16.34%	115
High School	23.58%	166
Other (please specify)	2.41%	17
Total		704

Q3 I am familiar with the new Progressive Discipline Plan.

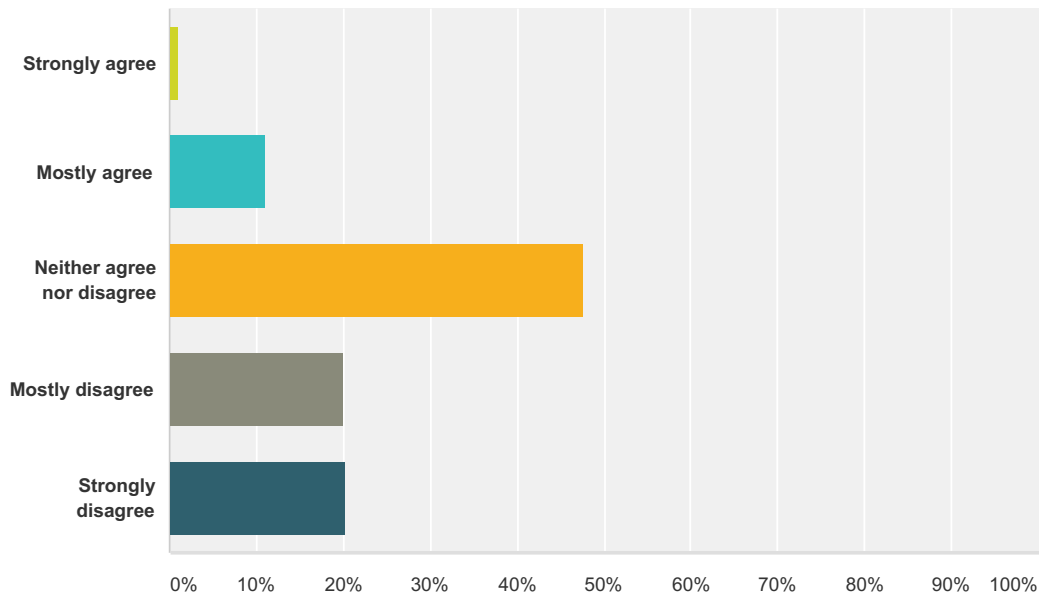
Answered: 615 Skipped: 90



Answer Choices	Responses
Strongly agree	15.12% 93
Mostly agree	40.33% 248
Neither agree nor disagree	13.17% 81
Mostly disagree	15.28% 94
Strongly disagree	16.10% 99
Total	615

Q4 The PDP empowers me to maintain order and discipline in my classroom.

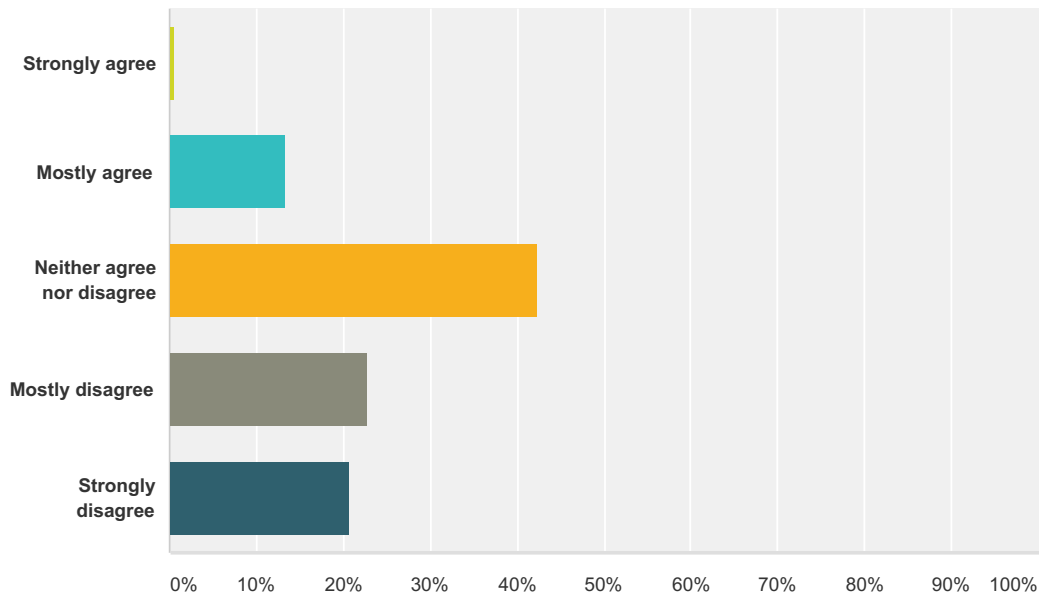
Answered: 596 Skipped: 109



Answer Choices	Responses
Strongly agree	1.01% 6
Mostly agree	11.07% 66
Neither agree nor disagree	47.65% 284
Mostly disagree	19.97% 119
Strongly disagree	20.30% 121
Total	596

Q5 The consequences provided in the PDP are appropriate for the infraction.

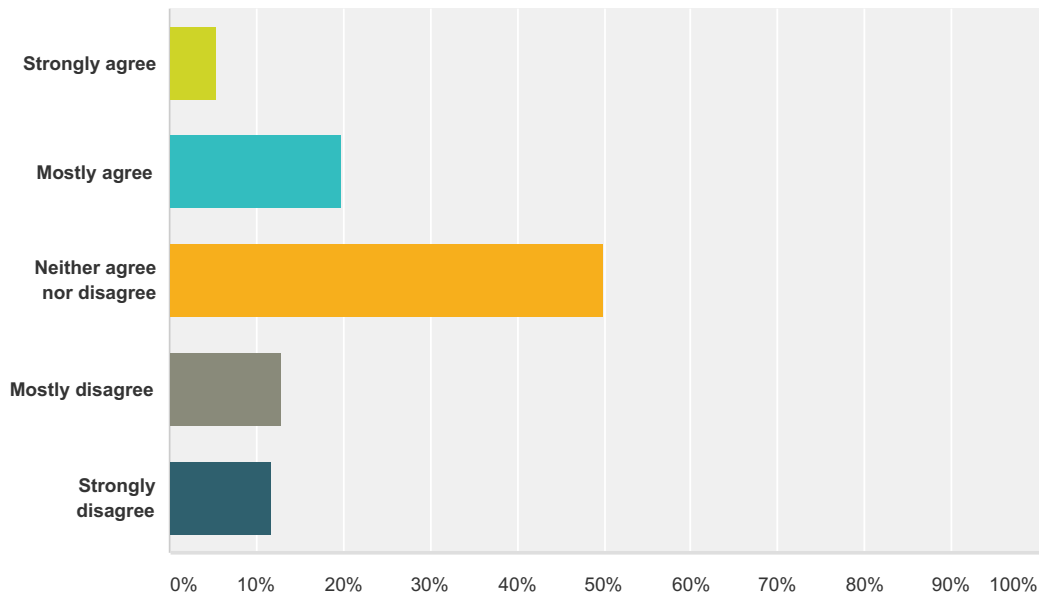
Answered: 598 Skipped: 107



Answer Choices	Responses
Strongly agree	0.67% 4
Mostly agree	13.38% 80
Neither agree nor disagree	42.47% 254
Mostly disagree	22.74% 136
Strongly disagree	20.74% 124
Total	598

Q6 Under the PDP, all students are treated equally.

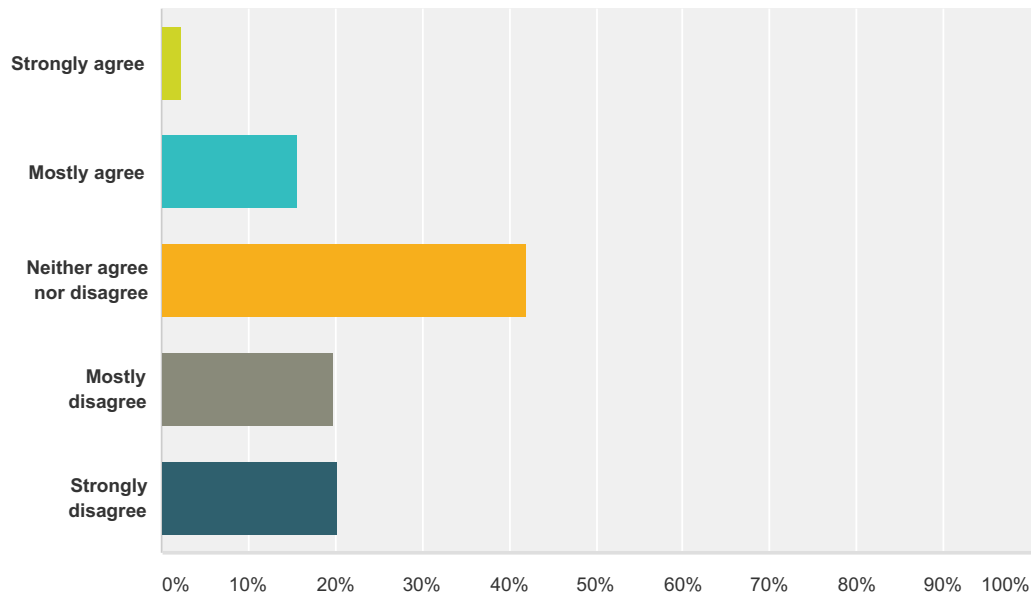
Answered: 598 Skipped: 107



Answer Choices	Responses
Strongly agree	5.35% 32
Mostly agree	19.90% 119
Neither agree nor disagree	50.00% 299
Mostly disagree	13.04% 78
Strongly disagree	11.71% 70
Total	598

Q7 The PDP promotes high expectations for student conduct.

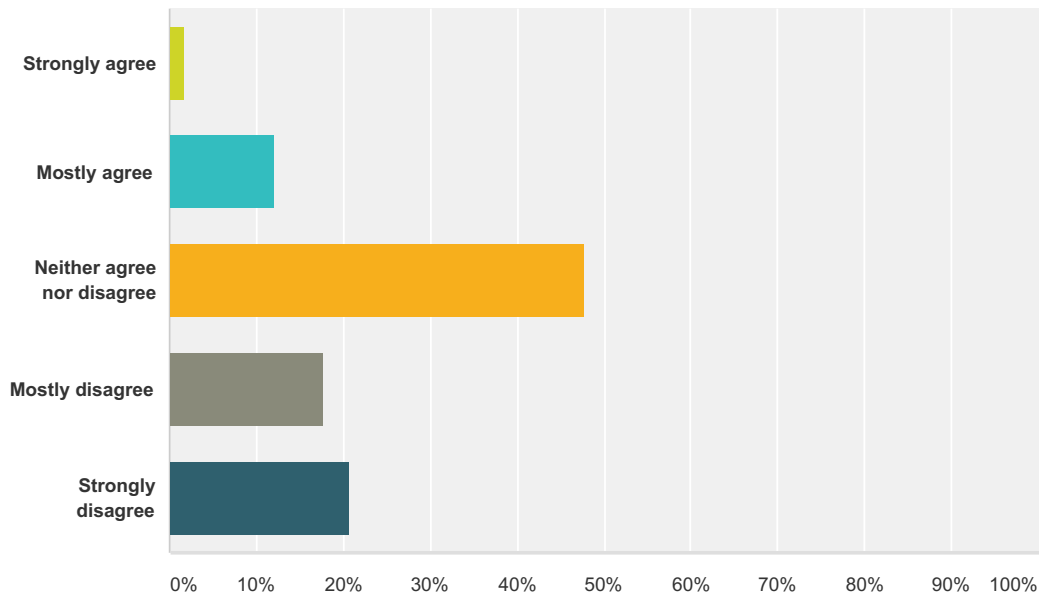
Answered: 591 Skipped: 114



Answer Choices	Responses
Strongly agree	2.20% 13
Mostly agree	15.74% 93
Neither agree nor disagree	41.96% 248
Mostly disagree	19.80% 117
Strongly disagree	20.30% 120
Total	591

Q8 The PDP is an improvement over previous discipline plans.

Answered: 596 Skipped: 109



Answer Choices	Responses
Strongly agree	1.68% 10
Mostly agree	12.08% 72
Neither agree nor disagree	47.82% 285
Mostly disagree	17.79% 106
Strongly disagree	20.64% 123
Total	596

Q9 (Optional) Please provide examples of discipline issues that you feel are not being addressed appropriately by the PDP.

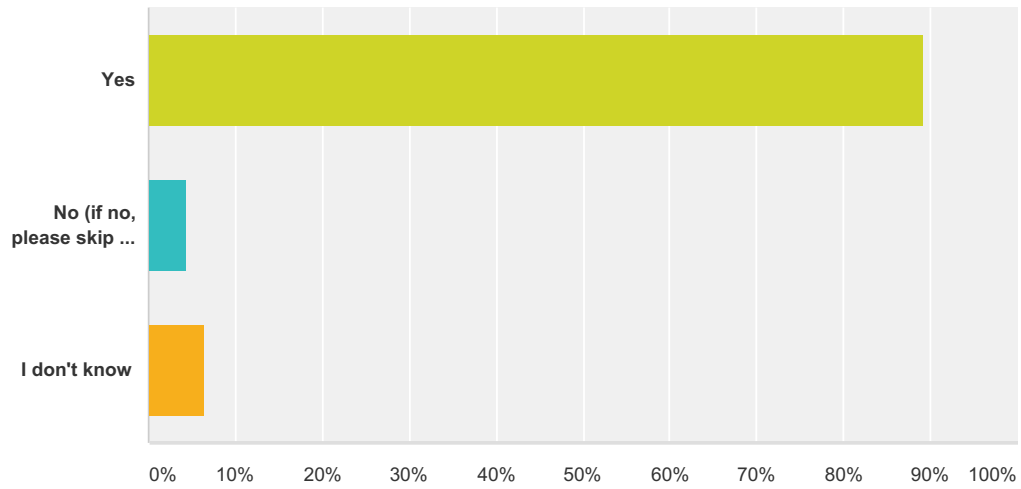
Answered: 205 Skipped: 500

Q10 (Optional) What recommendations do you have for improving the PDP?

Answered: 156 Skipped: 549

Q11 Does your school have a School Leadership Council (School Leadership Team, Faculty Senate, etc.)?

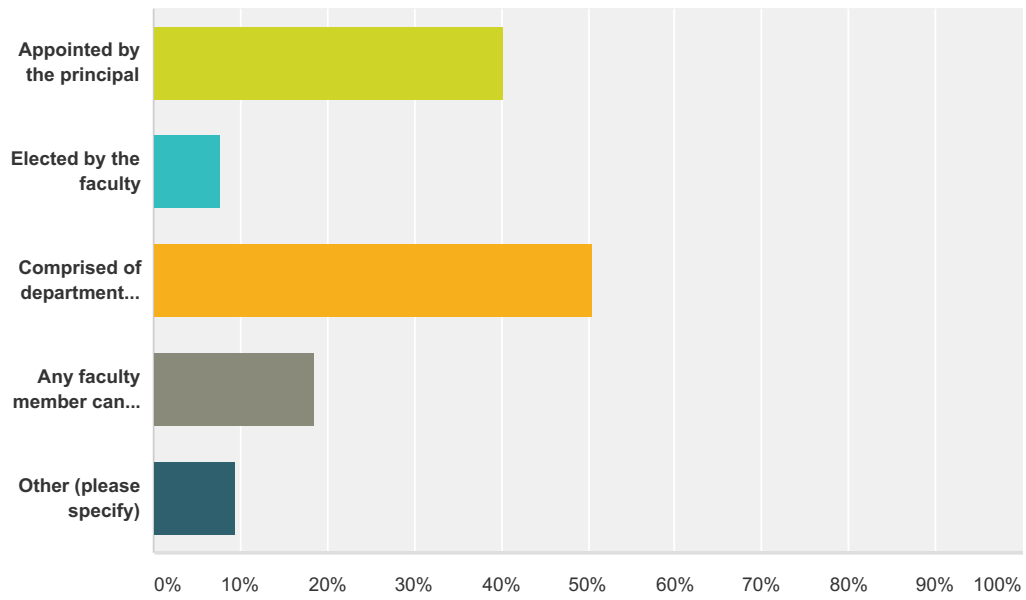
Answered: 597 Skipped: 108



Answer Choices	Responses
Yes	89.11% 532
No (if no, please skip to the next section)	4.36% 26
I don't know	6.53% 39
Total	597

Q12 How are the council's faculty members chosen? (You may choose more than one)

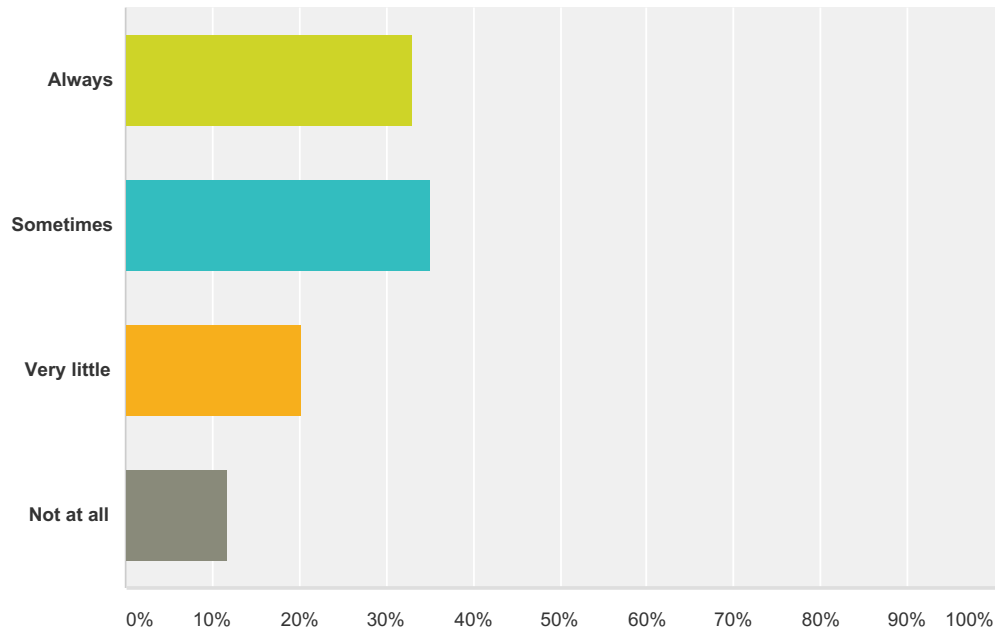
Answered: 551 Skipped: 154



Answer Choices	Responses
Appointed by the principal	40.29% 222
Elected by the faculty	7.62% 42
Comprised of department chairs, grade level leaders, etc.	50.45% 278
Any faculty member can participate	18.51% 102
Other (please specify)	9.44% 52
Total Respondents: 551	

Q13 To what extent does your council permit you to have input on decisions that affect your school?

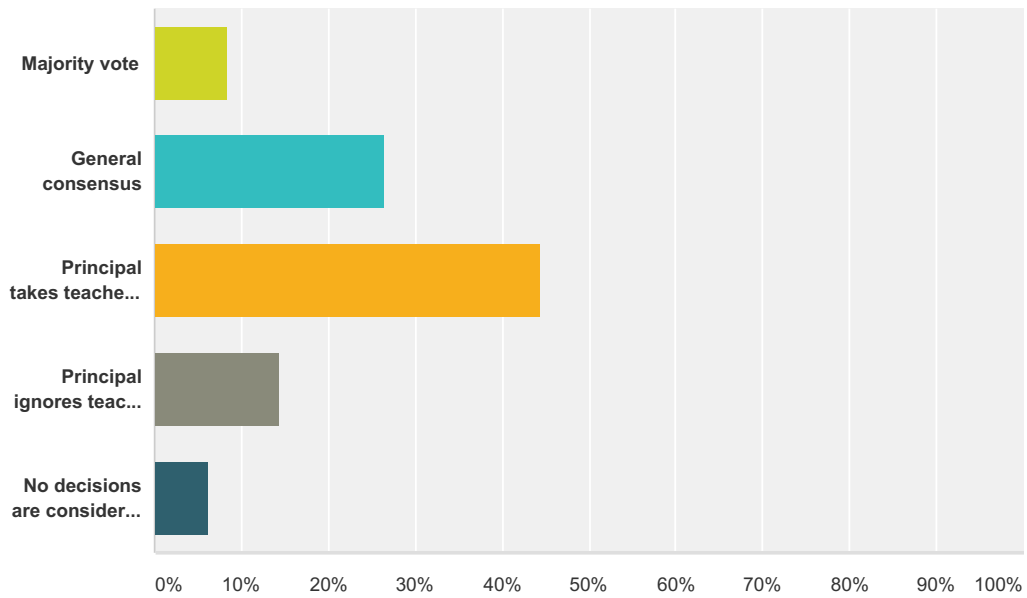
Answered: 545 Skipped: 160



Answer Choices	Responses
Always	33.03% 180
Sometimes	35.05% 191
Very little	20.18% 110
Not at all	11.74% 64
Total	545

Q14 Which best describes the way decisions are reached in your council?

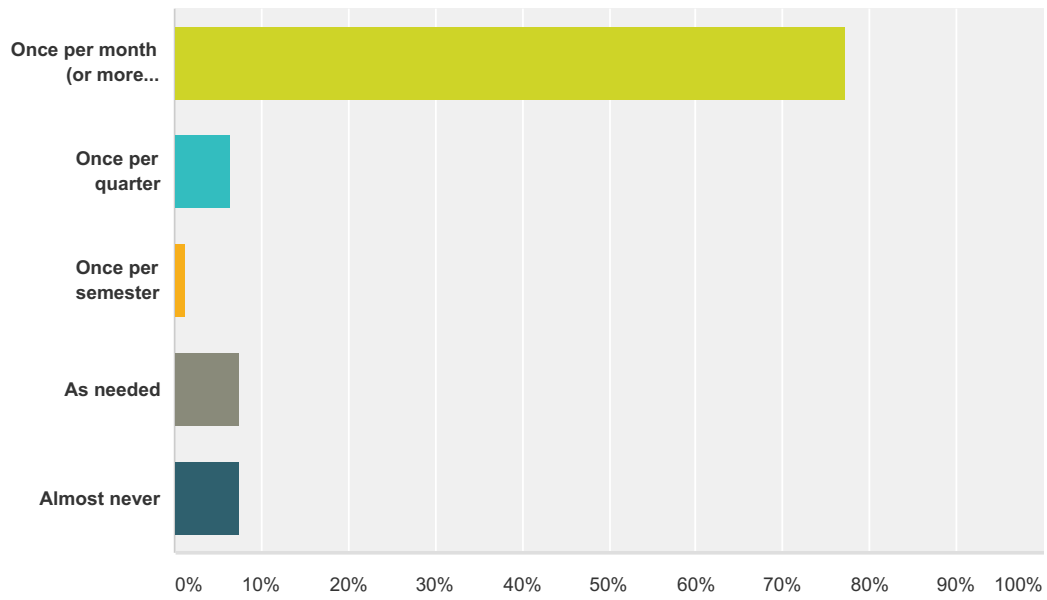
Answered: 509 Skipped: 196



Answer Choices	Responses
Majority vote	8.45% 43
General consensus	26.52% 135
Principal takes teacher views under advisement before reaching a decision	44.40% 226
Principal ignores teacher views and makes his or her own decision	14.34% 73
No decisions are considered by the council	6.29% 32
Total	509

Q15 How frequently does your council meet?

Answered: 523 Skipped: 182



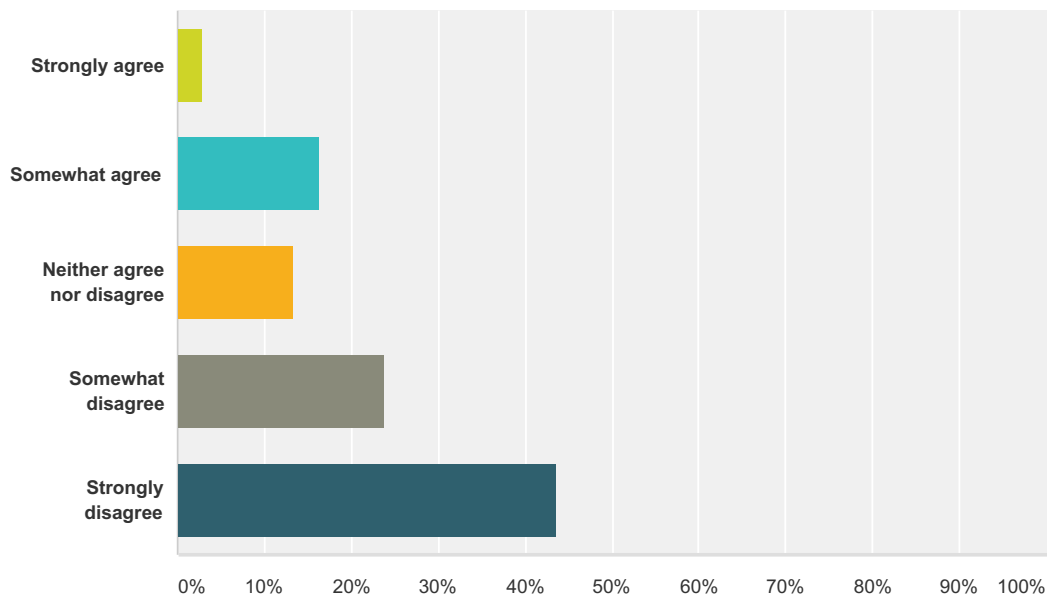
Answer Choices	Responses	Count
Once per month (or more frequently)	77.25%	404
Once per quarter	6.50%	34
Once per semester	1.34%	7
As needed	7.46%	39
Almost never	7.46%	39
Total		523

Q16 (Optional) What concerns or recommendations do you have about your council?

Answered: 120 Skipped: 585

Q17 My SLOs accurately reflect my ability as a teacher.

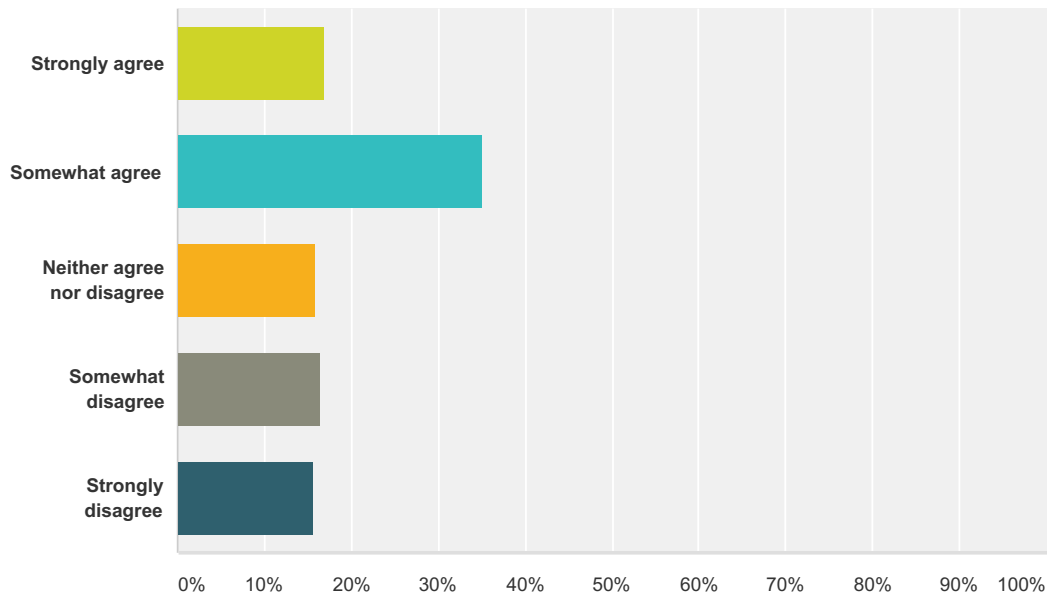
Answered: 568 Skipped: 137



Answer Choices	Responses
Strongly agree	2.99% 17
Somewhat agree	16.20% 92
Neither agree nor disagree	13.38% 76
Somewhat disagree	23.77% 135
Strongly disagree	43.66% 248
Total	568

Q18 My SLOs are accurately aligned with my standards.

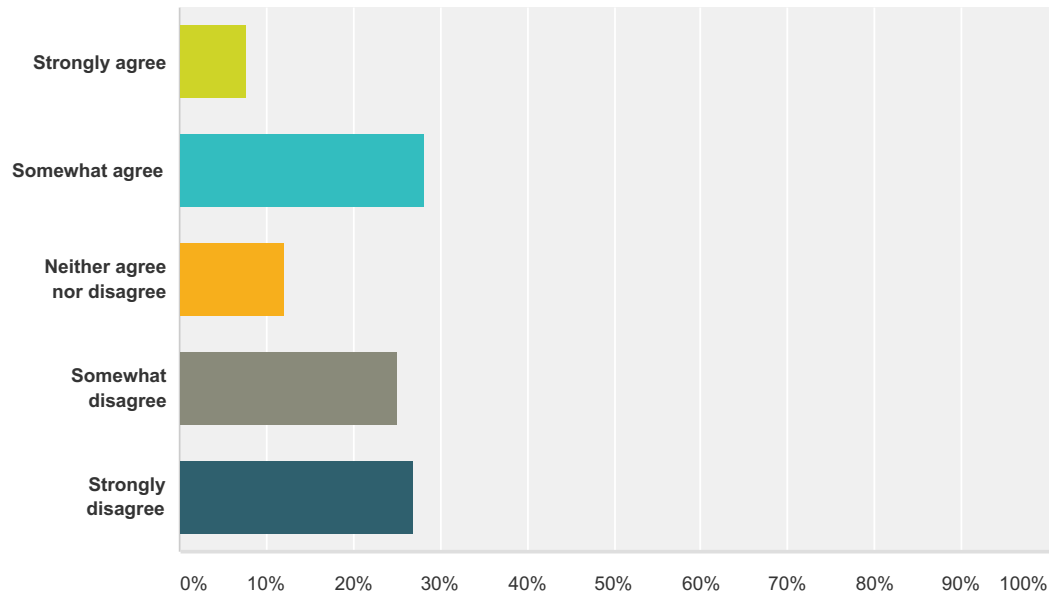
Answered: 569 Skipped: 136



Answer Choices	Responses
Strongly agree	16.87% 96
Somewhat agree	35.15% 200
Neither agree nor disagree	15.82% 90
Somewhat disagree	16.52% 94
Strongly disagree	15.64% 89
Total	569

Q19 The process for electronically reporting my SLO information is user-friendly.

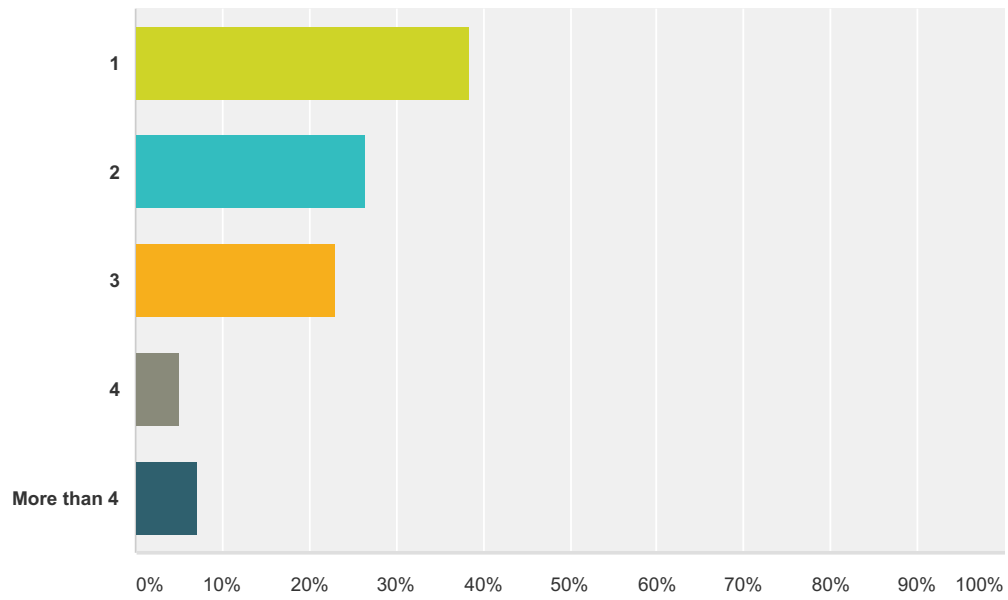
Answered: 568 Skipped: 137



Answer Choices	Responses	Count
Strongly agree	7.75%	44
Somewhat agree	28.17%	160
Neither agree nor disagree	12.15%	69
Somewhat disagree	25.00%	142
Strongly disagree	26.94%	153
Total		568

Q20 How many SLO student tasks/activities are you required to do?

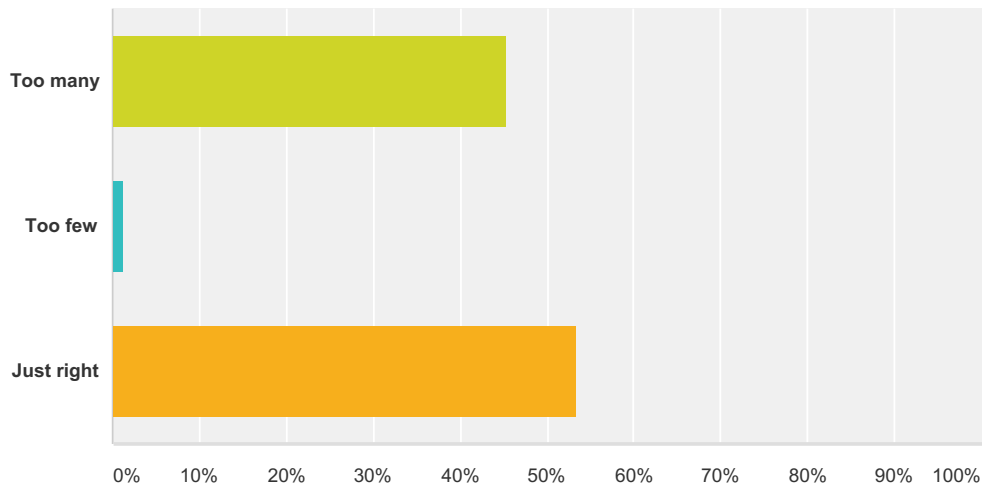
Answered: 557 Skipped: 148



Answer Choices	Responses
1	38.42% 214
2	26.57% 148
3	22.98% 128
4	5.03% 28
More than 4	7.00% 39
Total	557

Q21 The number of SLOs I am required to do is:

Answered: 539 Skipped: 166



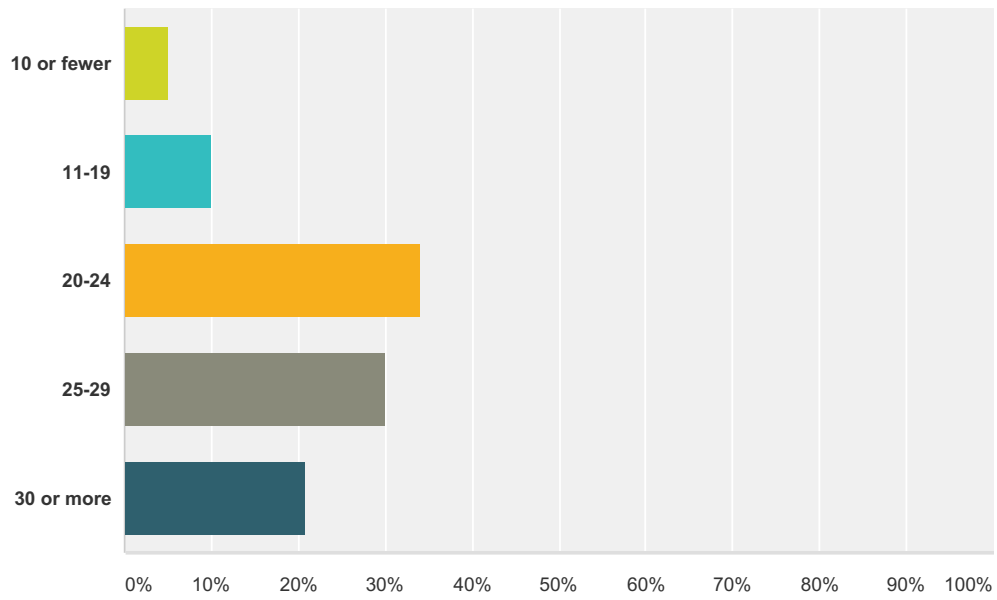
Answer Choices	Responses
Too many	45.27% 244
Too few	1.30% 7
Just right	53.43% 288
Total	539

Q22 (Optional) What concerns or recommendations do you have about SLOs?

Answered: 220 Skipped: 485

Q23 The number of students in my largest class is:

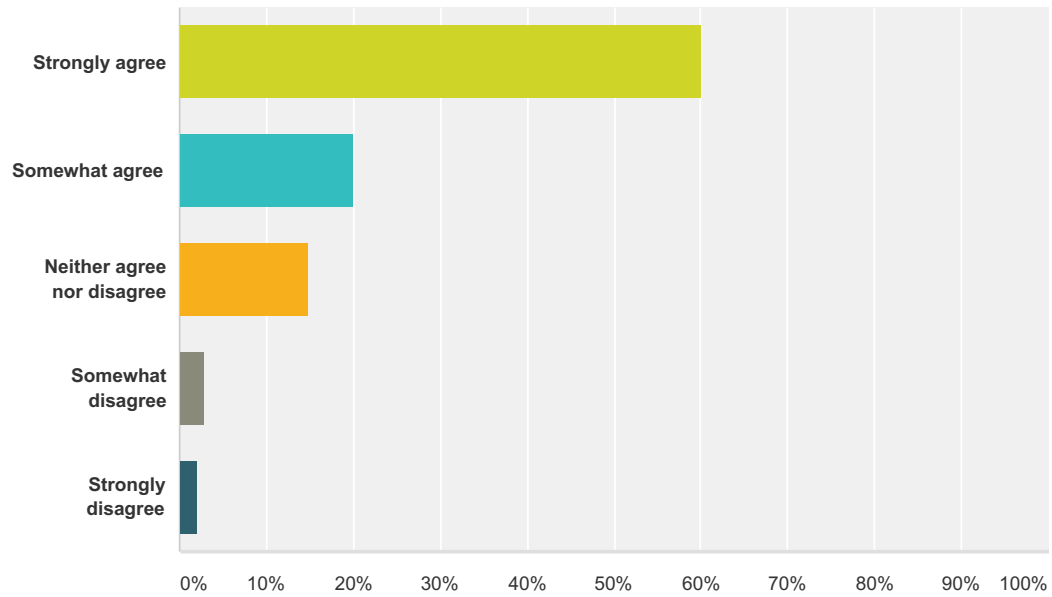
Answered: 569 Skipped: 136



Answer Choices	Responses
10 or fewer	4.92% 28
11-19	10.02% 57
20-24	34.09% 194
25-29	30.05% 171
30 or more	20.91% 119
Total	569

Q24 Increased class sizes this year are having a negative effect on the students I teach.

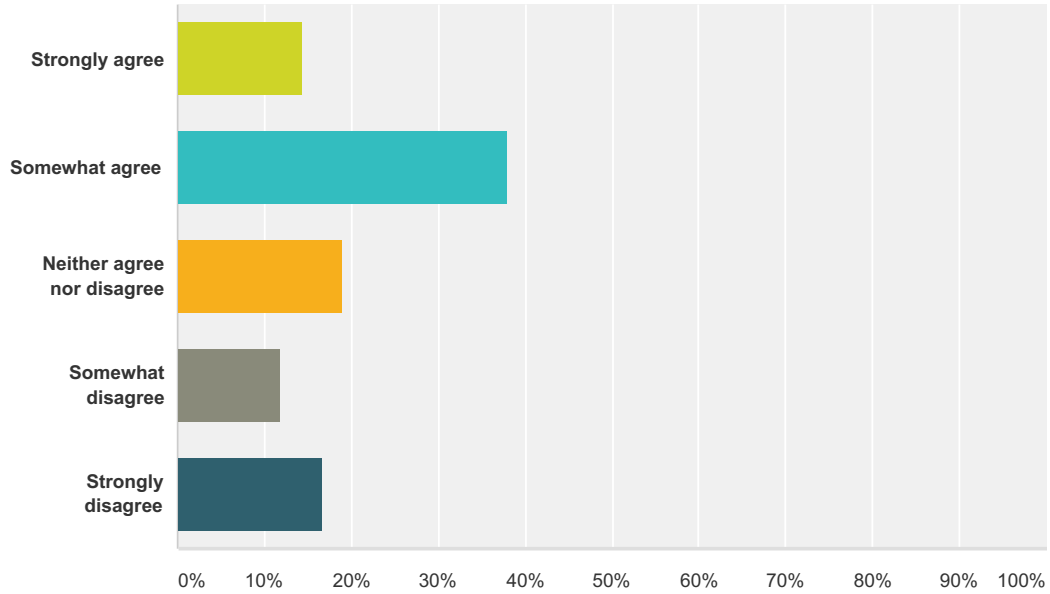
Answered: 569 Skipped: 136



Answer Choices	Responses	Count
Strongly agree	60.11%	342
Somewhat agree	20.04%	114
Neither agree nor disagree	14.76%	84
Somewhat disagree	2.99%	17
Strongly disagree	2.11%	12
Total		569

Q25 The professional development I attended on January 17 will help me improve as a teacher.

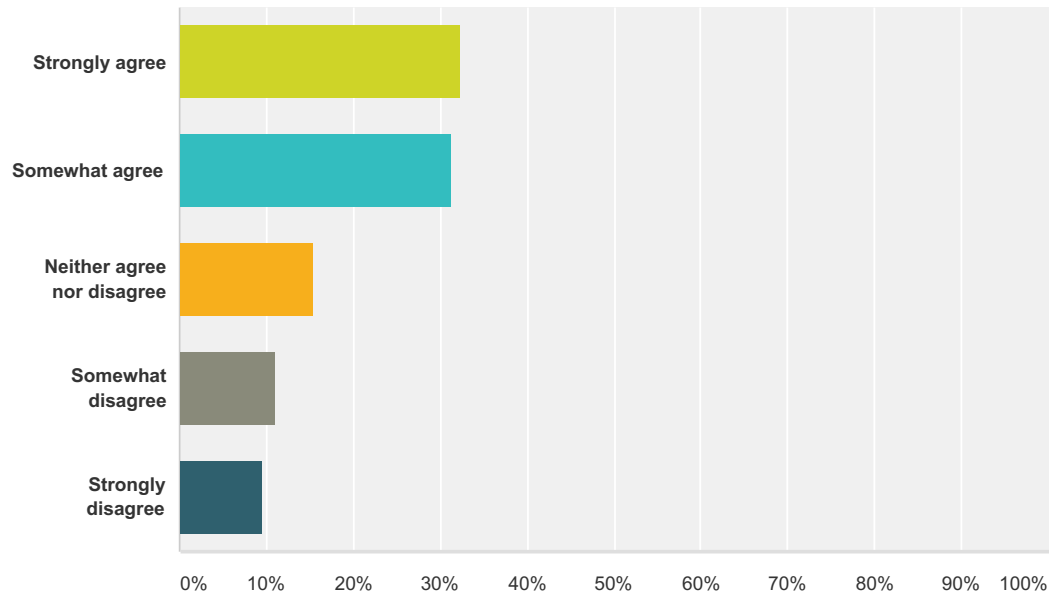
Answered: 572 Skipped: 133



Answer Choices	Responses
Strongly agree	14.34% 82
Somewhat agree	37.94% 217
Neither agree nor disagree	19.06% 109
Somewhat disagree	11.89% 68
Strongly disagree	16.78% 96
Total	572

Q26 I was able to attend the professional development course On January 17 that I felt would best help me.

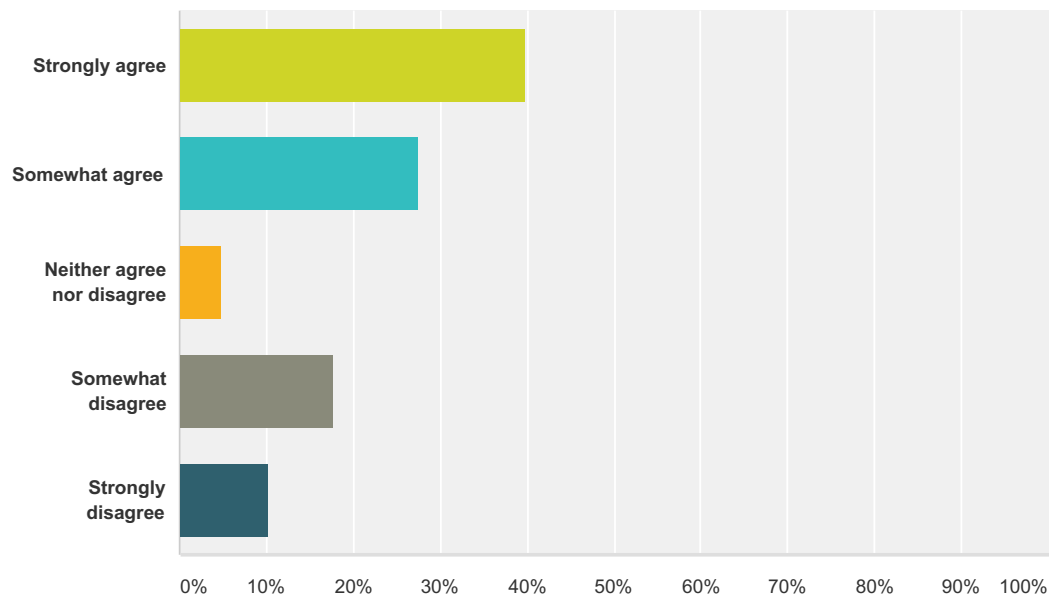
Answered: 573 Skipped: 132



Answer Choices	Responses	
Strongly agree	32.46%	186
Somewhat agree	31.41%	180
Neither agree nor disagree	15.53%	89
Somewhat disagree	10.99%	63
Strongly disagree	9.60%	55
Total		573

Q27 My classroom is free from insect or rodent infestation.

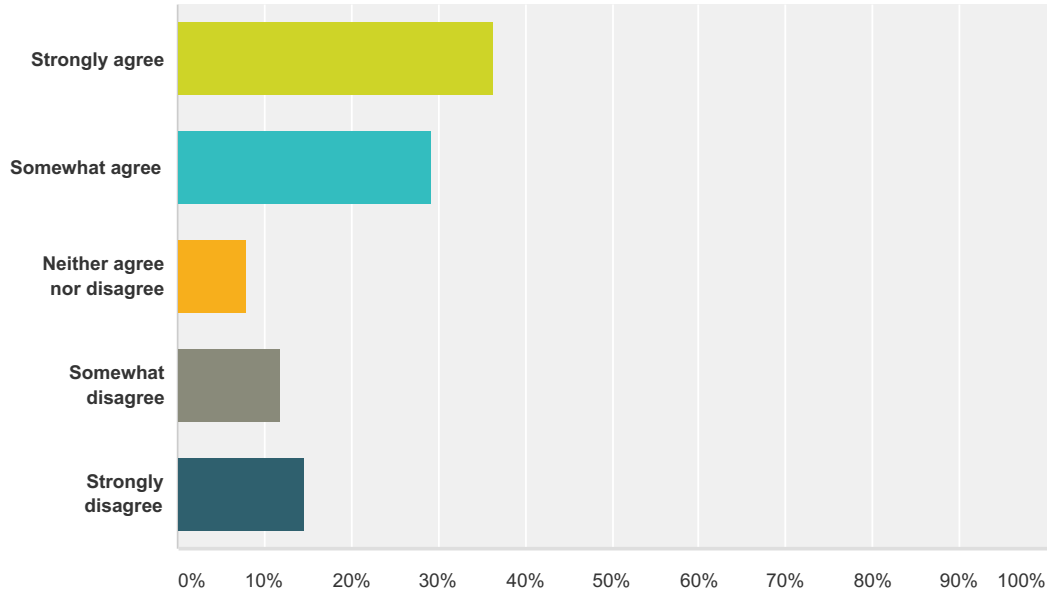
Answered: 571 Skipped: 134



Answer Choices	Responses
Strongly agree	39.93% 228
Somewhat agree	27.50% 157
Neither agree nor disagree	4.73% 27
Somewhat disagree	17.69% 101
Strongly disagree	10.16% 58
Total	571

Q28 My school permits me to have enough xerox copies to meet the needs of my students.

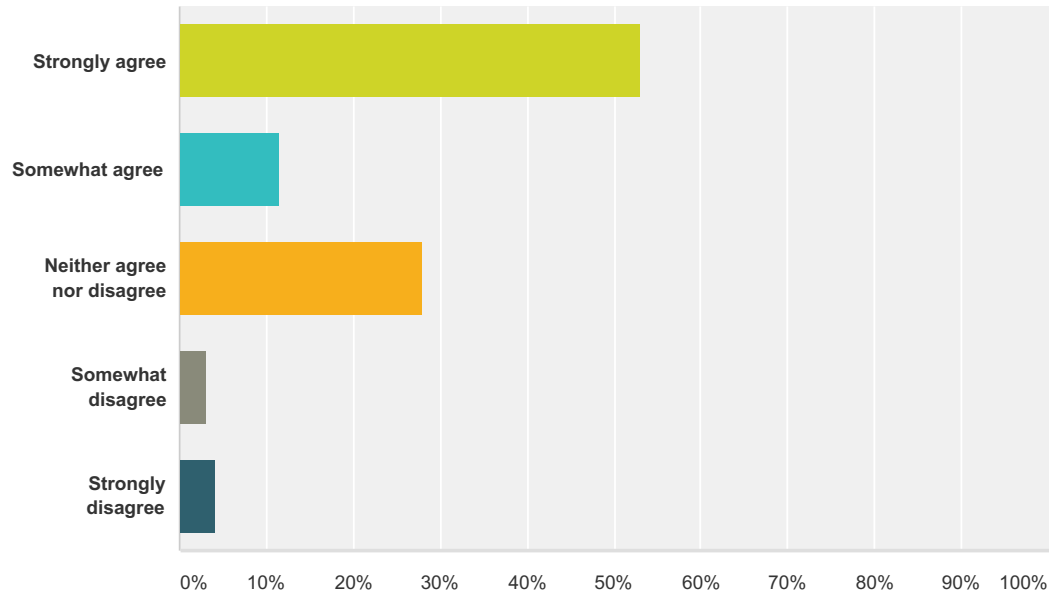
Answered: 574 Skipped: 131



Answer Choices	Responses	Count
Strongly agree	36.24%	208
Somewhat agree	29.27%	168
Neither agree nor disagree	8.01%	46
Somewhat disagree	11.85%	68
Strongly disagree	14.63%	84
Total		574

Q29 It would benefit my school if our teacher coach position(s) was converted to a classroom teacher or small group learning interventionist.

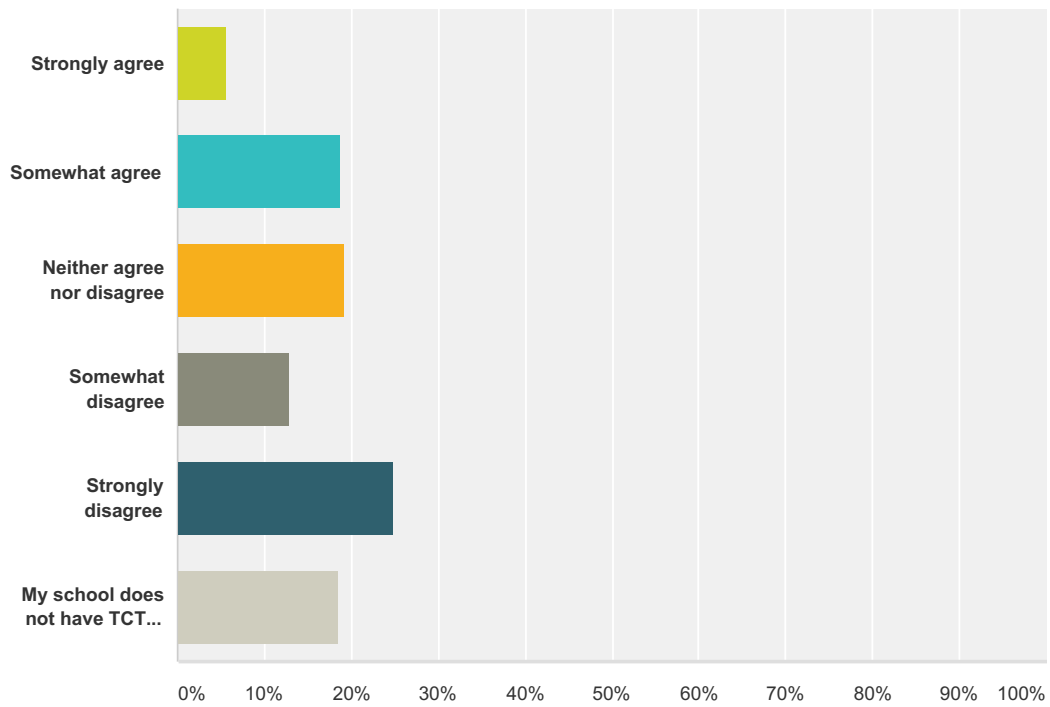
Answered: 565 Skipped: 140



Answer Choices	Responses
Strongly agree	53.10% 300
Somewhat agree	11.50% 65
Neither agree nor disagree	27.96% 158
Somewhat disagree	3.19% 18
Strongly disagree	4.25% 24
Total	565

Q30 TCT meetings are a good use of my time.

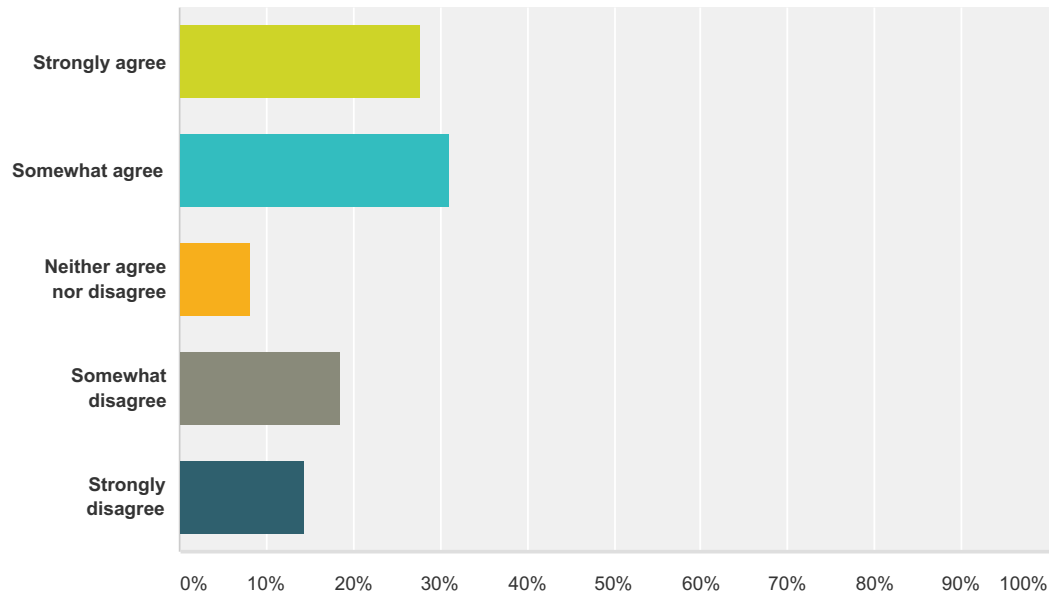
Answered: 565 Skipped: 140



Answer Choices	Responses
Strongly agree	5.66% 32
Somewhat agree	18.76% 106
Neither agree nor disagree	19.29% 109
Somewhat disagree	12.92% 73
Strongly disagree	24.78% 140
My school does not have TCT meetings	18.58% 105
Total	565

Q31 At my school, I am able to offer my professional opinion without fear of repercussions.

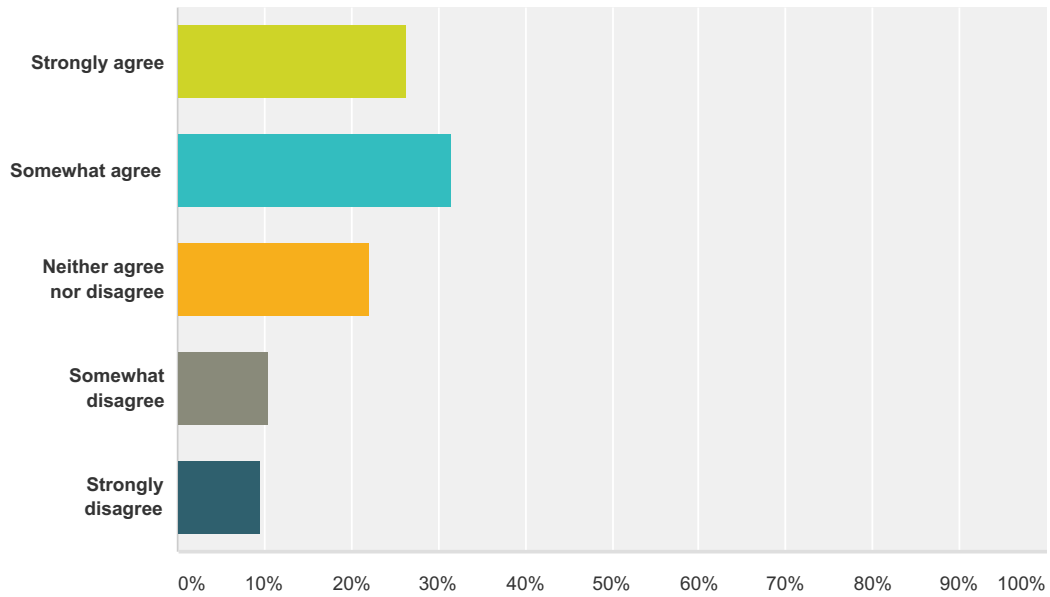
Answered: 573 Skipped: 132



Answer Choices	Responses	Count
Strongly agree	27.75%	159
Somewhat agree	31.06%	178
Neither agree nor disagree	8.20%	47
Somewhat disagree	18.67%	107
Strongly disagree	14.31%	82
Total		573

Q32 Students should be held more accountable for their progress on standardized testing.

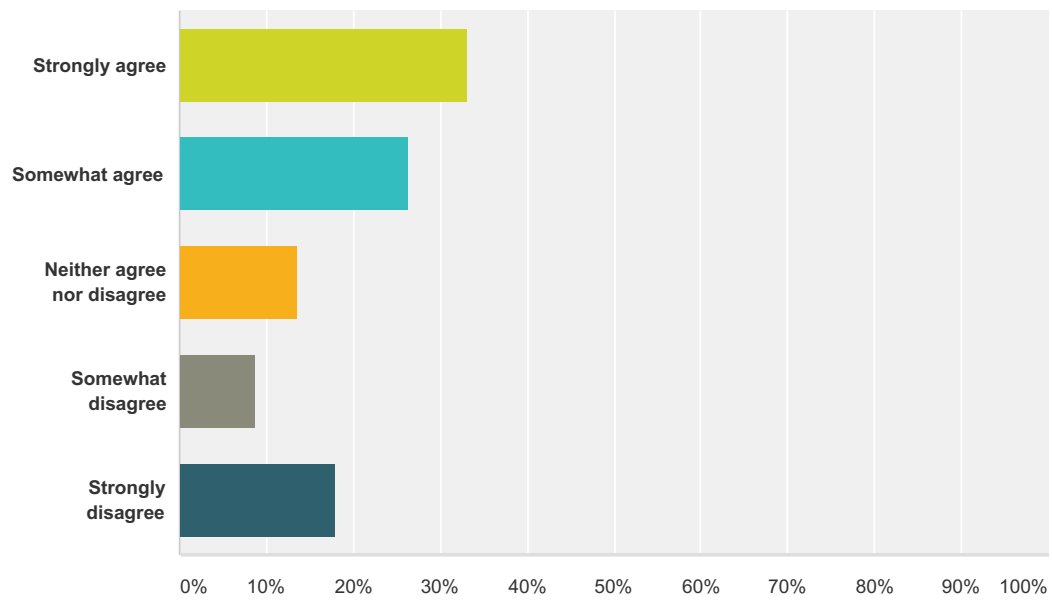
Answered: 574 Skipped: 131



Answer Choices	Responses	Count
Strongly agree	26.31%	151
Somewhat agree	31.53%	181
Neither agree nor disagree	22.13%	127
Somewhat disagree	10.45%	60
Strongly disagree	9.58%	55
Total		574

Q33 I am required to teach extra students or classes when other teachers are absent.

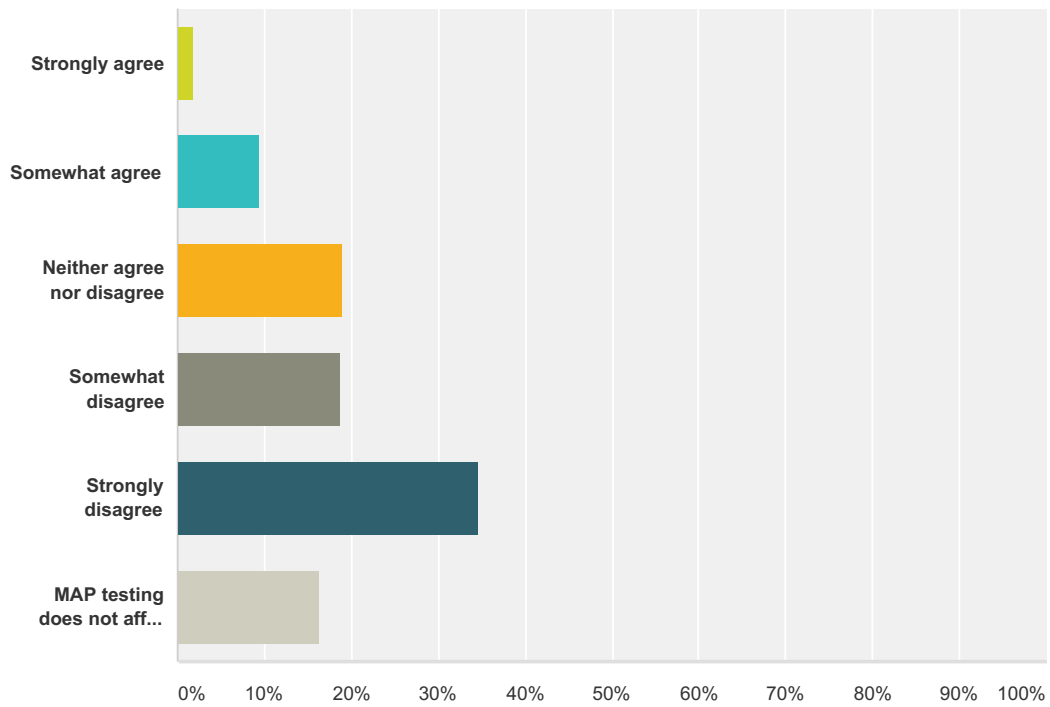
Answered: 572 Skipped: 133



Answer Choices	Responses
Strongly agree	33.22% 190
Somewhat agree	26.40% 151
Neither agree nor disagree	13.64% 78
Somewhat disagree	8.74% 50
Strongly disagree	18.01% 103
Total	572

Q34 Increased MAP testing helps me teach my students more effectively.

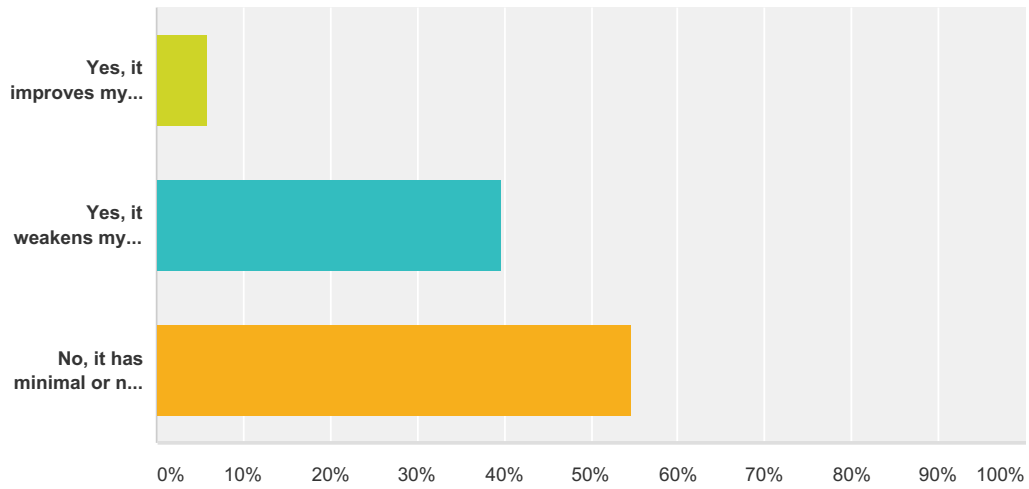
Answered: 572 Skipped: 133



Answer Choices	Responses
Strongly agree	1.92% 11
Somewhat agree	9.44% 54
Neither agree nor disagree	19.06% 109
Somewhat disagree	18.71% 107
Strongly disagree	34.62% 198
MAP testing does not affect my course	16.26% 93
Total	572

Q35 Does fear that you could lose your job ever impact your effectiveness as a teacher?

Answered: 566 Skipped: 139



Answer Choices	Responses
Yes, it improves my effectiveness	5.83% 33
Yes, it weakens my effectiveness	39.58% 224
No, it has minimal or no impact on me	54.59% 309
Total	566

Q36 (Optional) Use the space below to share any concerns you have that may impact teachers across the district.

Answered: 171 Skipped: 534